



Winston Heights/Mountview

Community Profiles contain demographic and household information from the 2021 [Census of Canada](#). The data was provided by Statistics Canada, accessed using the [Community Data Program](#).

Document reference: The City of Calgary. (2023). *The City of Calgary Community Profiles*. <https://www.calgary.ca/communities/profiles.html>

Numbers and percentages may not always match the table and chart totals due to rounding.

Underlined red text provide links to external websites, or to the document glossary.

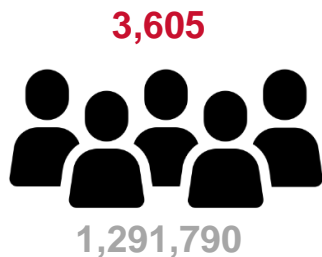
For more information, visit our [webpage](#) or contact socialresearch@calgary.ca.

Contents	
2021 Census of Canada Snapshot	1
Population and Dwellings	2
Families and Households	3
Languages	5
Indigenous Identity and Languages	7
Immigration and Population Diversity	8
Education	13
Employment	14
Income	16
Housing and Mobility	18
Transportation to Work	22
Winston Heights/Mountview Map	23
Glossary	25

2021 Census of Canada Snapshot

Winston Heights/Mountview= ■ Calgary= ■

Population in private households in 2021:



Per cent households spending 30% or more of total income on shelter in 2021



Median total household income (before tax) in 2020:



Population distribution by age in 2021:

0-14 years:



65+ years:



Per cent immigrants in 2021



Per cent individuals who speak English most often at home



Population and Dwellings

Number of Persons by Age Group

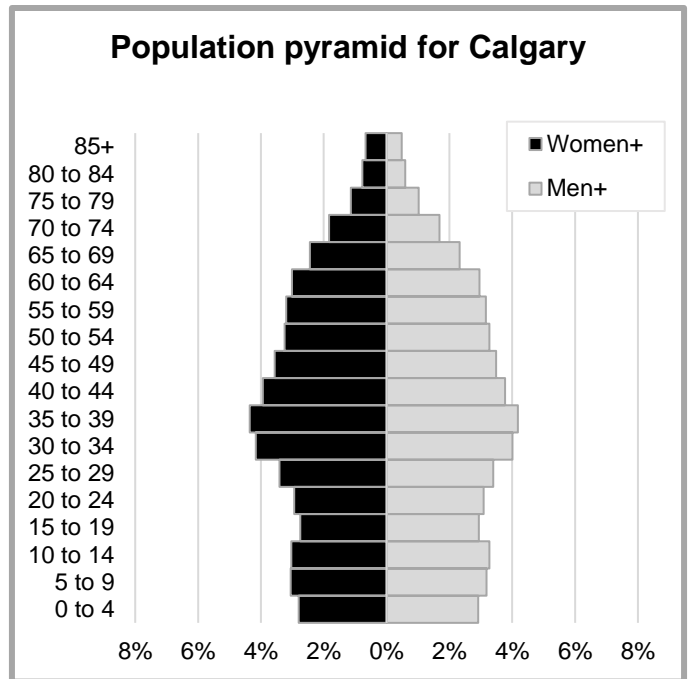
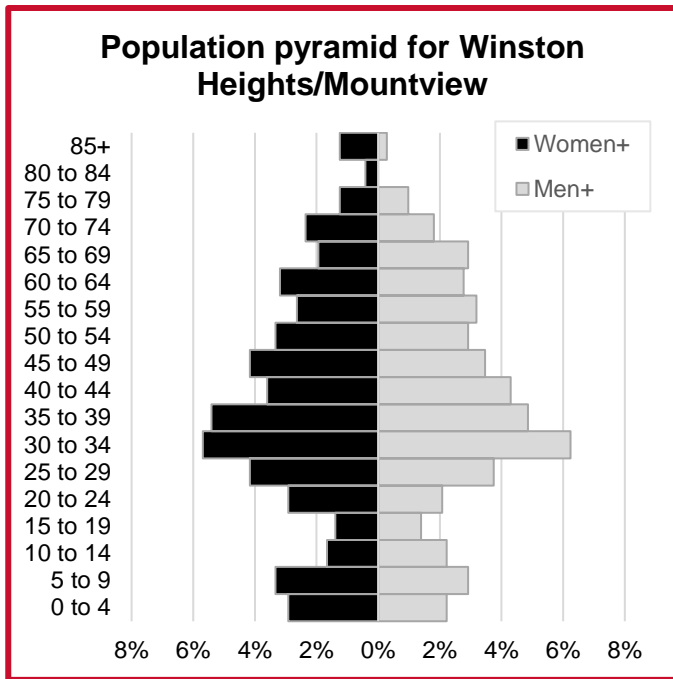
Winston Heights/Mountview		
	Number	Per cent
<u>Population in private households</u>	3,605	100%
0 to 14 years	545	15%
15 to 64 years	2,575	71%
65 to 84 years	435	12%
85 years and over	60	2%

Calgary		
	Number	Per cent
Population in private households	1,291,790	100%
0 to 14 years	235,540	18%
15 to 64 years	888,985	69%
65 to 84 years	152,425	12%
85 years and over	14,845	1%

Number of Persons by Age and Gender

Winston Heights/Mountview			
	Total	Men +	Women +
Population in private households	3,605	1,755	1,850
0-4	185	80	105
5-9	225	105	120
10-14	135	80	60
15-19	100	50	50
20-24	175	75	105
25-29	285	135	150
30-34	425	225	205
35-39	375	175	195
40-44	285	155	130
45-49	275	125	150
50-54	225	105	120
55-59	210	115	95
60-64	215	100	115
65-69	180	105	70
70-74	155	65	85
75-79	80	35	45
80-84	20	0	15
85-89	25	0	15
90-94	30	10	20
95-99	0	0	0
100 years and over	0	0	0

Calgary			
	Total	Men +	Women +
Population in private households	1,291,790	642,145	649,640
0-4	73,800	37,695	36,100
5-9	80,425	41,045	39,375
10-14	81,320	42,210	39,110
15-19	73,365	37,885	35,480
20-24	77,870	39,840	38,030
25-29	87,765	43,805	43,965
30-34	105,560	51,730	53,830
35-39	110,270	53,975	56,295
40-44	99,595	48,710	50,885
45-49	91,045	45,100	45,950
50-54	84,290	42,315	41,980
55-59	82,100	40,840	41,260
60-64	77,125	38,180	38,945
65-69	61,585	30,075	31,510
70-74	45,385	21,685	23,700
75-79	27,835	13,170	14,665
80-84	17,620	7,660	9,960
85-89	10,120	4,385	5,735
90-94	3,805	1,590	2,220
95-99	800	245	550
100 years and over	115	15	105



Families and Households

Private Households by Household Size

Winston Heights/Mountview		
	Number	Per cent
Private households	1,650	100%
1 person	555	34%
2 persons	605	37%
3 persons	220	13%
4 persons	215	13%
5 or more persons	65	4%
Average household size	2.2 persons	

Calgary		
	Number	Per cent
Private households	502,310	100%
1 person	132,725	26%
2 persons	159,970	32%
3 persons	79,970	16%
4 persons	79,615	16%
5 or more persons	50,030	10%
Average household size	2.6 persons	

Census Families

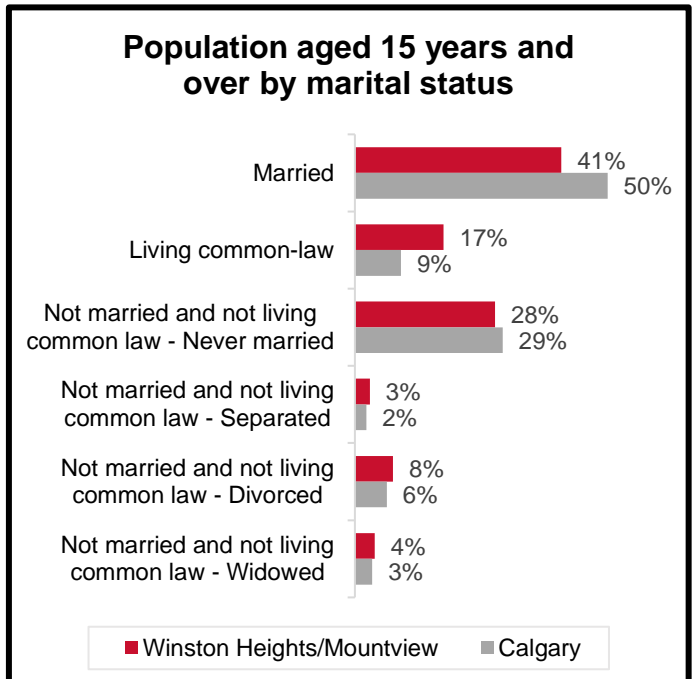
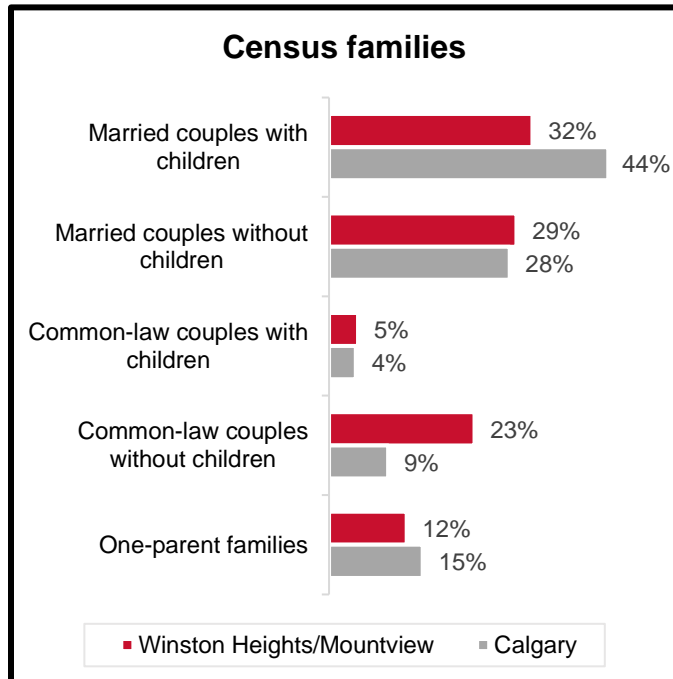
Winston Heights/Mountview		
	Number	Per cent
Census families	990	100%
Couple families	875	88%
Married couples	605	61%
<i>With children</i>	315	32%
<i>Without children</i>	290	29%
Common-law couples	270	27%
<i>With children</i>	45	5%
<i>Without children</i>	225	23%
One-parent families	120	12%

Calgary		
	Number	Per cent
Census families	356,300	100%
Couple families	304,085	85%
Married couples	256,205	72%
<i>With children</i>	155,600	44%
<i>Without children</i>	100,600	28%
Common-law couples	47,880	13%
<i>With children</i>	14,940	4%
<i>Without children</i>	32,940	9%
One-parent families	52,215	15%

One-Parent Census Families

Winston Heights/Mountview		
	Number	Per cent
One-parent families	120	100%
Women +	90	75%
Men +	25	21%

Calgary		
	Number	Per cent
One-parent families	52,215	100%
Women +	40,885	78%
Men +	11,330	22%



Marital Status

Winston Heights/Mountview		
	Number	Per cent
Marital status for the total population aged 15 years and over	3,060	100%
Married/common-law	1,775	58%
<i>Married</i>	1,245	41%
<i>Common-law</i>	535	17%
Not living with spouse or common-law partner	1,285	42%
<i>Never married</i>	845	28%
<i>Separated</i>	90	3%
<i>Divorced</i>	230	8%
<i>Widowed</i>	120	4%

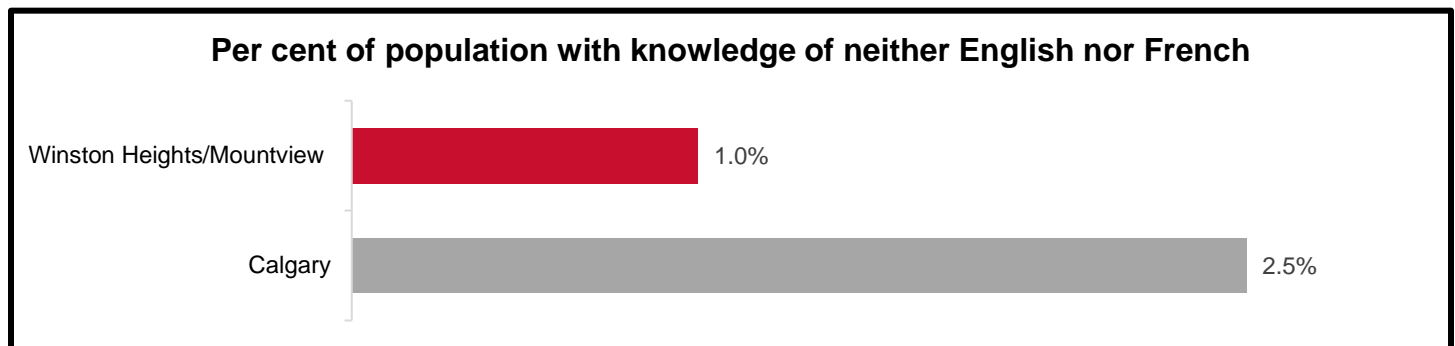
Calgary		
	Number	Per cent
Marital status for the total population aged 15 years and over	1,056,255	100%
Married/common-law	622,060	59%
<i>Married</i>	526,290	50%
<i>Common-law</i>	95,765	9%
Not living with spouse or common-law partner	434,195	41%
<i>Never married</i>	308,075	29%
<i>Separated</i>	23,715	2%
<i>Divorced</i>	66,355	6%
<i>Widowed</i>	36,045	3%

Languages

Knowledge of Official Languages

Winston Heights/Mountview		
	Number	Per cent
Population in private households	3,605	100%
English only	3,280	91%
French only	0	0%
English and French	285	8%
Neither English nor French	35	1%

Calgary		
	Number	Per cent
Population in private households	1,291,790	100%
English only	1,173,250	91%
French only	885	0%
English and French	85,250	7%
Neither English nor French	32,400	3%



Languages Spoken Most Often at Home (Top 5)

Winston Heights/Mountview		
	Number	Per cent
Population in private households	3,605	100%
English	3,200	89%
French	25	1%
Non-official language	300	8%
Yue (Cantonese)	40	1%
Tagalog (Pilipino, Filipino)	35	1%
Arabic	35	1%
Italian	25	1%
Tigrigna	25	1%
Multiple languages	80	2%

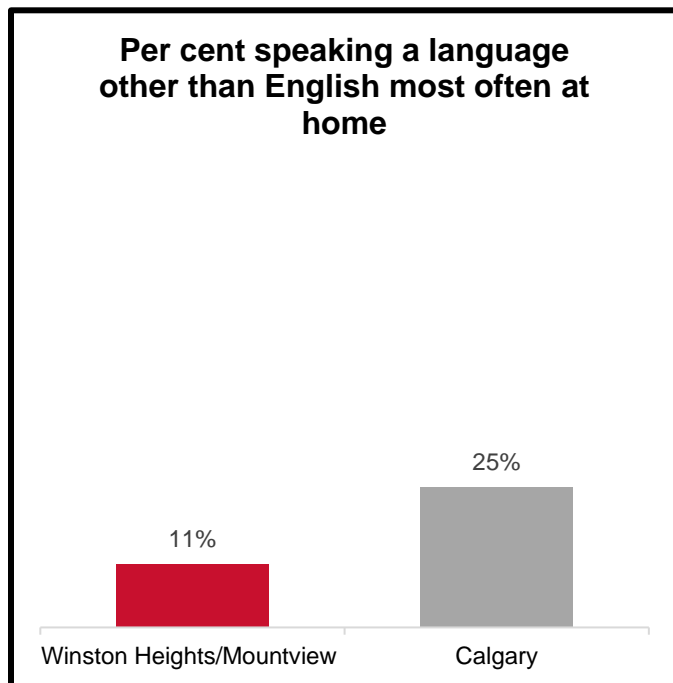
Calgary		
	Number	Per cent
Population in private households	1,291,790	100%
English	972,395	75%
French	6,105	0%
Non-official language	242,455	19%
Punjabi (Panjabi)	36,180	3%
Tagalog (Pilipino, Filipino)	27,200	2%
Cantonese	23,425	2%
Mandarin	21,500	2%
Spanish	18,050	1%
Multiple languages	70,840	5%

Mother Tongue (Top 5)

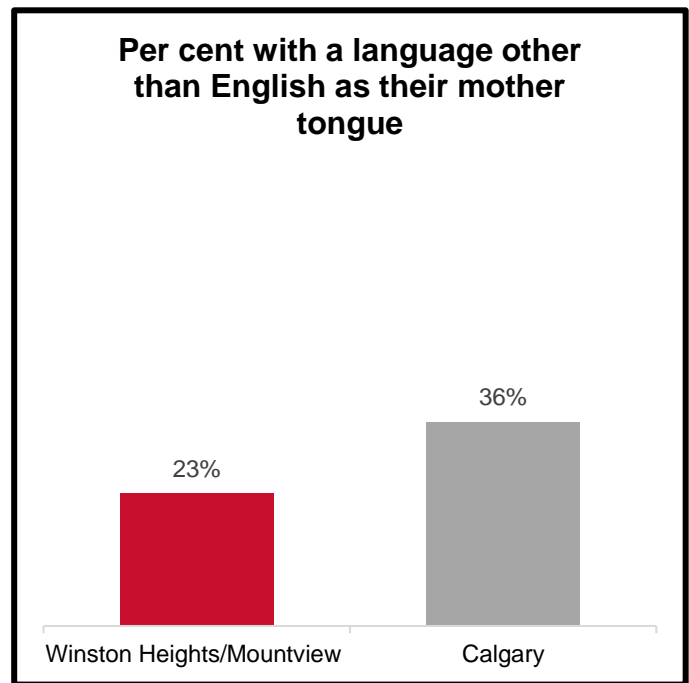
Winston Heights/Mountview		
	Number	Per cent
Population in private households	3,605	100%
English	2,760	77%
French	50	1%
Non-official language	625	17%
Yue (Cantonese)	90	2%
Spanish	80	2%
Arabic	70	2%
Italian	50	1%
Tagalog (Pilipino, Filipino)	45	1%
Multiple responses	175	5%

Calgary		
	Number	Per cent
Population in private households	1,291,790	100%
English	826,010	64%
French	16,095	1%
Non-official language	382,405	30%
Punjabi (Panjabi)	43,720	3%
Tagalog (Pilipino, Filipino)	41,280	3%
Yue (Cantonese)	31,785	2%
Mandarin	31,135	2%
Spanish	29,600	2%
Multiple responses	67,280	5%

Per cent speaking a language other than English most often at home



Per cent with a language other than English as their mother tongue



Knowledge of Non-Official Languages (Top 5)

Winston Heights/Mountview		
	Number	Per cent
Population in private households	3,605	100%
Spanish	240	7%
Yue (Cantonese)	130	4%
Italian	85	2%
Arabic	80	2%
Tagalog (Pilipino, Filipino)	70	2%

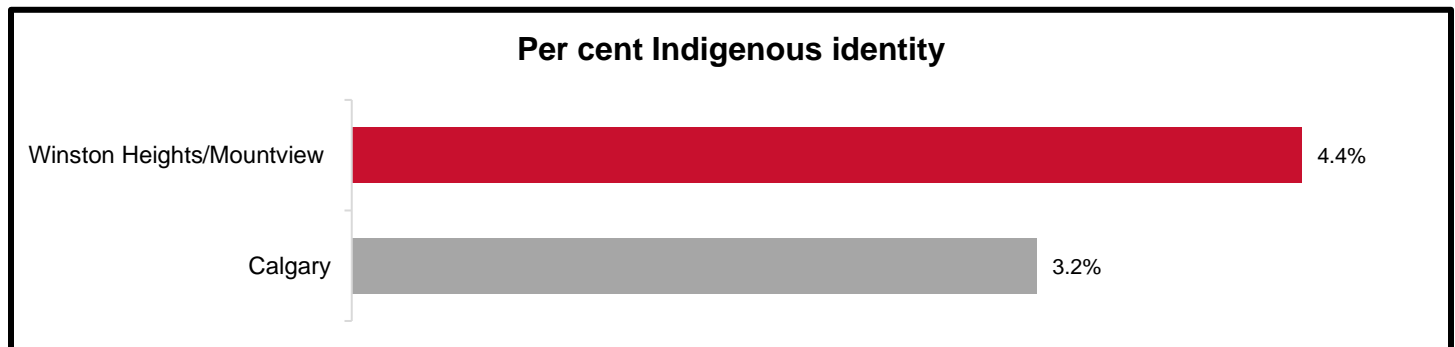
Calgary		
	Number	Per cent
Population in private households	1,291,790	100%
Tagalog (Pilipino, Filipino)	66,715	5%
Punjabi (Panjabi)	61,200	5%
Spanish	54,235	4%
Mandarin	45,330	4%
Hindi	42,160	3%

Indigenous Identity and Languages

Indigenous Identity

Winston Heights/Mountview		
	Number	Per cent
Population in private households	3,605	100%
Indigenous identity	160	4%
Non-Indigenous identity	3,445	96%

Calgary		
	Number	Per cent
Population in private households	1,291,790	100%
Indigenous identity	41,350	3%
Non-Indigenous identity	1,250,435	97%



Indigenous Groups

Winston Heights/Mountview		
	Number	Per cent
Indigenous identity population in private households	160	100%
First Nations (North American Indian)	75	47%
Metis	70	44%
Inuk (Inuit)	0	0%
Indigenous responses not included elsewhere	0	0%
Multiple Indigenous responses	0	0%

Calgary		
	Number	Per cent
Indigenous identity population in private households	41,350	100%
First Nations (North American Indian)	18,440	45%
Metis	20,855	50%
Inuk (Inuit)	430	1%
Indigenous responses not included elsewhere	765	2%
Multiple Indigenous responses	865	2%

Knowledge of Indigenous Languages (Top 3)

Winston Heights/Mountview		
	Number	Per cent
Population in private households with knowledge of an Indigenous language	0	100%

Calgary		
	Number	Per cent
Population in private households with knowledge of an Indigenous language	1,595	100%
Blackfoot	455	29%
Cree, n.o.s.*	235	15%
Plains Cree	220	14%

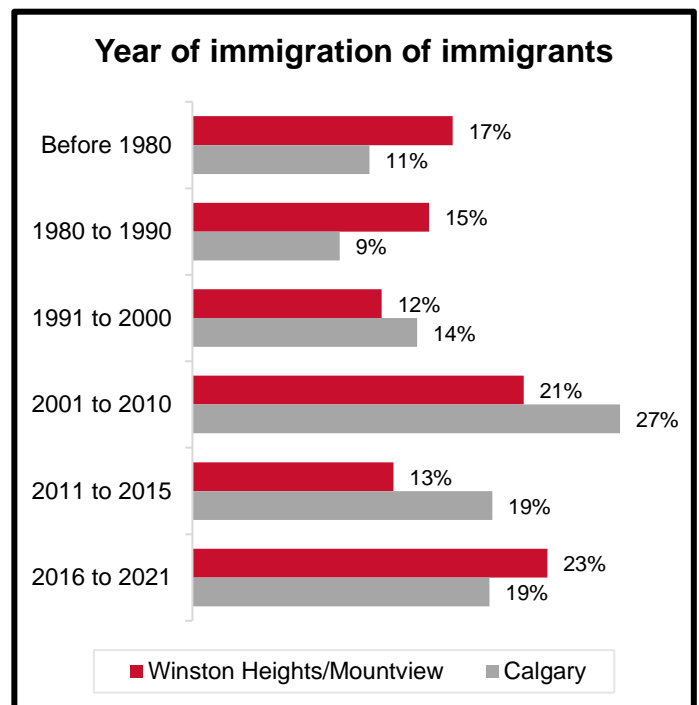
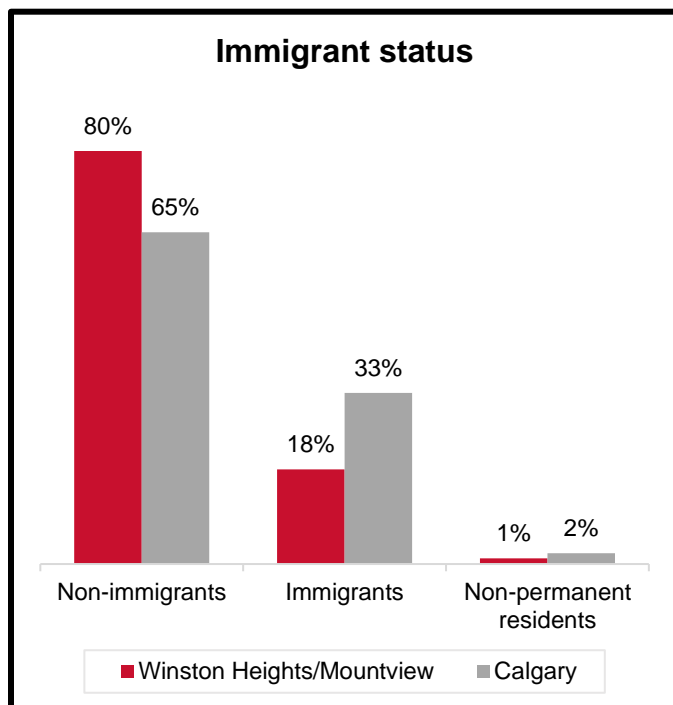
*n.o.s. = not otherwise specified.

Immigration and Population Diversity

Immigrant Status and Year of Immigration

Winston Heights/Mountview		
	Number	Per cent
Population in private households	3,605	100%
Non-immigrants	2,900	80%
Immigrants	665	18%
<i>Before 1980</i>	<i>110</i>	<i>3%</i>
<i>1980 to 1990</i>	<i>100</i>	<i>3%</i>
<i>1991 to 2000</i>	<i>80</i>	<i>2%</i>
<i>2001 to 2010</i>	<i>140</i>	<i>4%</i>
<i>2011 to 2015</i>	<i>85</i>	<i>2%</i>
<i>2016 to 2021</i>	<i>150</i>	<i>4%</i>
Non-permanent residents	40	1%

Calgary		
	Number	Per cent
Population in private households	1,291,790	100%
Non-immigrants	834,115	65%
Immigrants	430,645	33%
<i>Before 1980</i>	<i>48,435</i>	<i>4%</i>
<i>1980 to 1990</i>	<i>40,330</i>	<i>3%</i>
<i>1991 to 2000</i>	<i>61,460</i>	<i>5%</i>
<i>2001 to 2010</i>	<i>117,055</i>	<i>9%</i>
<i>2011 to 2015</i>	<i>82,050</i>	<i>6%</i>
<i>2016 to 2021</i>	<i>81,315</i>	<i>6%</i>
Non-permanent residents	27,030	2%



Citizenship

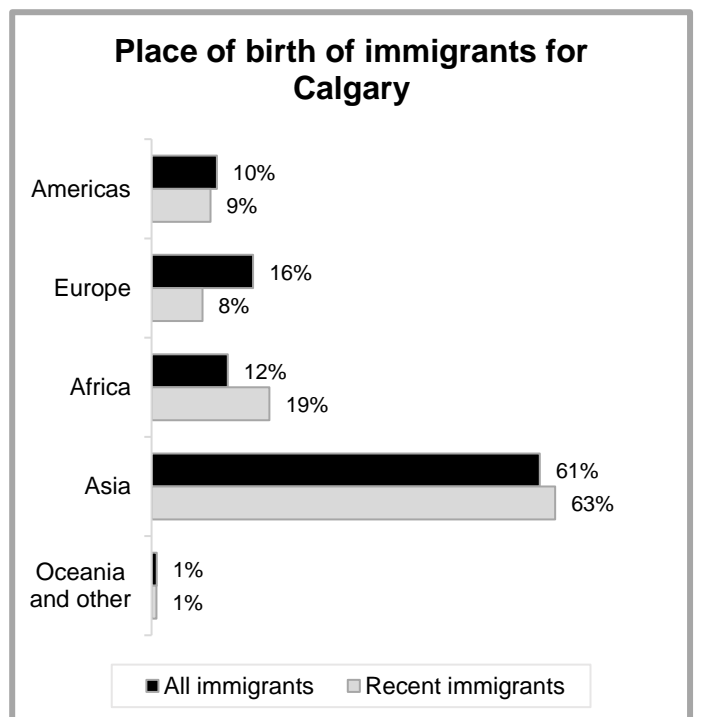
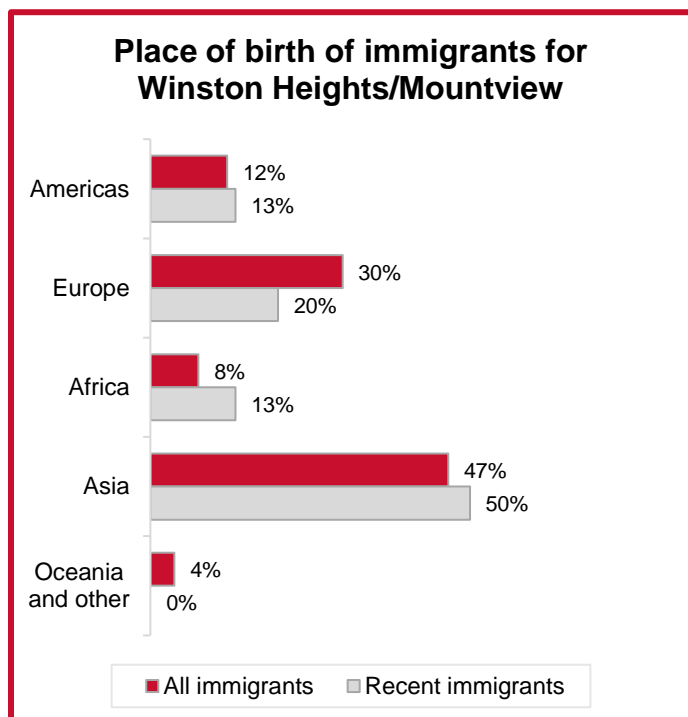
Winston Heights/Mountview		
	Number	Per cent
Population in private households	3,605	100%
Canadian citizens	3,355	93%
Not Canadian citizens	245	7%

Calgary		
	Number	Per cent
Population in private households	1,291,790	100%
Canadian citizens	1,131,565	88%
Not Canadian citizens	160,230	12%

Continent and Country of Birth of Immigrants (Top 5 countries)

Winston Heights/Mountview		
	Number	Per cent
Immigrant population in private households	665	100%
By continent		
Americas	80	12%
Europe	200	30%
Africa	50	8%
Asia	310	47%
Oceania and other	25	4%
By country		
Philippines	65	10%
China	65	10%
Other places of birth in Europe	55	8%
United Kingdom	45	7%
Other places of birth in Americas	45	7%

Calgary		
	Number	Per cent
Immigrant population in private households	430,645	100%
By continent		
Americas	44,125	10%
Europe	68,745	16%
Africa	51,605	12%
Asia	262,700	61%
Oceania and other	3,470	1%
By country		
Philippines	65,430	15%
India	56,515	13%
China	36,240	8%
United Kingdom	21,375	5%
Pakistan	20,415	5%



Continent and Country of Birth of Recent Immigrants (immigrated to Canada between 2016 and 2021)

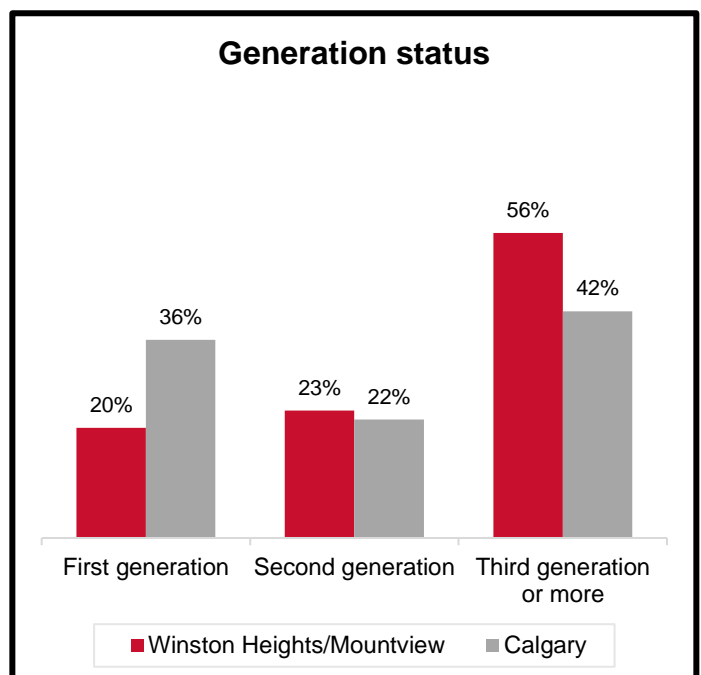
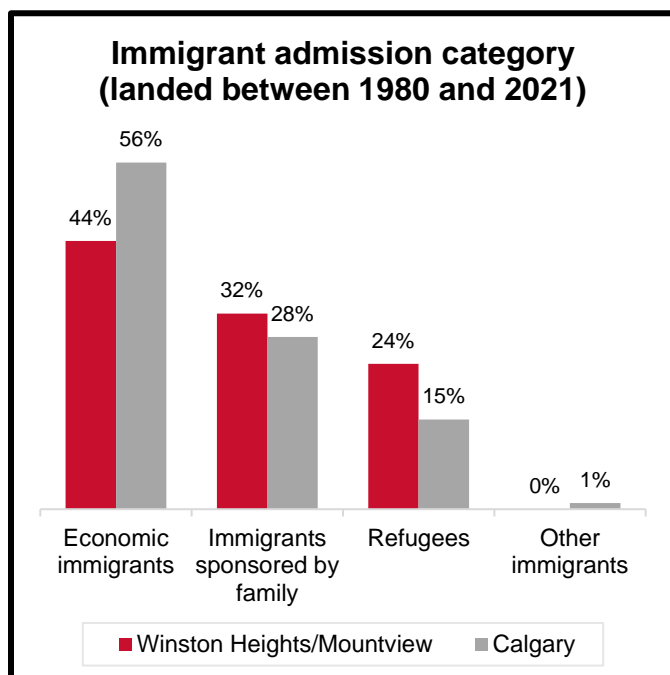
Winston Heights/Mountview		
	Number	Per cent
Recent immigrant population in private households	150	100%
By Continent		
Americas	20	13%
Europe	30	20%
Africa	20	13%
Asia	75	50%
Oceania and other	0	0%
By country		
Syria	40	27%
Philippines	15	10%
United Kingdom	15	10%
Other places of birth in Americas	15	10%
Russian Federation	10	7%

Calgary		
	Number	Per cent
Recent immigrant population in private households	81,315	100%
By Continent		
Americas	7,550	9%
Europe	6,510	8%
Africa	15,065	19%
Asia	51,570	63%
Oceania and other	625	1%
By country		
Philippines	15,485	19%
India	14,065	17%
Nigeria	5,885	7%
China	5,515	7%
Syria	3,070	4%

Immigrant Admission Category

Winston Heights/Mountview		
	Number	Per cent
Immigrant population in private households who landed between 1980 and 2021	550	100%
Economic immigrants	240	44%
Immigrants sponsored by family	175	32%
Refugees	130	24%
Other immigrants	0	0%

Calgary		
	Number	Per cent
Immigrant population in private households who landed between 1980 and 2021	382,210	100%
Economic immigrants	215,420	56%
Immigrants sponsored by family	107,140	28%
Refugees	55,735	15%
Other immigrants	3,915	1%



Generation Status

Winston Heights/Mountview		
	Number	Per cent
Population in private households	3,605	100%
First generation	730	20%
Second generation	845	23%
Third generation or more	2,025	56%

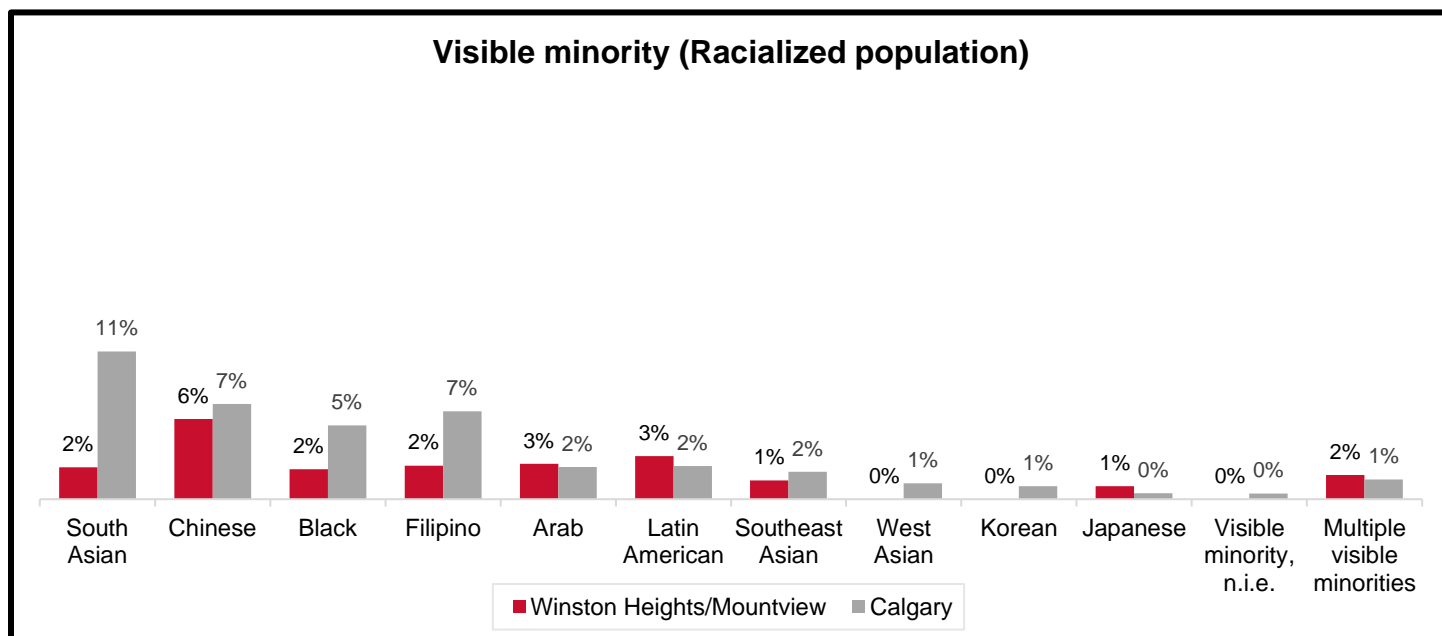
Calgary		
	Number	Per cent
Population in private households	1,291,790	100%
First generation	471,480	36%
Second generation	281,465	22%
Third generation or more	538,850	42%

Visible Minority (Racialized Population)

Winston Heights/Mountview		
	Number	Per cent
Population in private households	3,605	100%
Visible minority	855	24%
South Asian	85	2%
Chinese	215	6%
Black	80	2%
Filipino	90	2%
Arab	95	3%
Latin American	115	3%
Southeast Asian	50	1%
West Asian	0	0%
Korean	0	0%
Japanese	35	1%
Visible minority, n.i.e.*	0	0%
Multiple visible minorities	65	2%
Not a visible minority	2,750	76%

Calgary		
	Number	Per cent
Population in private households	1,291,790	100%
Visible minority	534,700	41%
South Asian	141,660	11%
Chinese	91,415	7%
Black	70,675	5%
Filipino	84,215	7%
Arab	30,735	2%
Latin American	31,855	2%
Southeast Asian	26,400	2%
West Asian	15,150	1%
Korean	12,380	1%
Japanese	5,825	0%
Visible minority, n.i.e.*	5,445	0%
Multiple visible minorities	18,955	1%
Not a visible minority	757,095	59%

*n.i.e. = not included elsewhere.

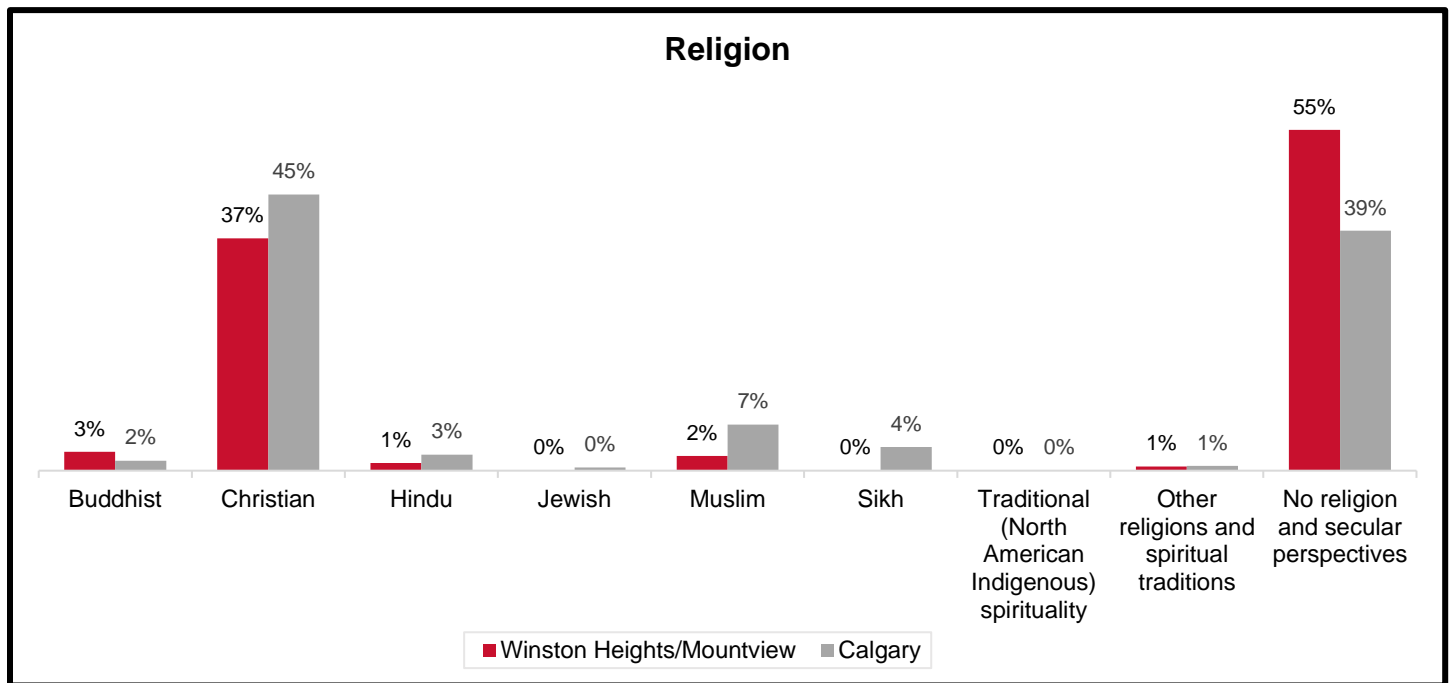


Note: Numbers and percentages may not always match the table and chart totals due to rounding.

Religion

Winston Heights/Mountview		
	Number	Per cent
Total religion for the population in private households	3,605	100%
<i>Buddhist</i>	110	3%
<i>Christian</i>	1,350	37%
<i>Hindu</i>	45	1%
<i>Jewish</i>	0	0%
<i>Muslim</i>	85	2%
<i>Sikh</i>	0	0%
<i>Traditional (North American Indigenous Spirituality)</i>	0	0%
<i>Other Religions & Spiritual Traditions</i>	25	1%
<i>No Religion & Secular Perspectives</i>	1,980	55%

Calgary		
	Number	Per cent
Total religion for the population in private households	1,291,790	100%
<i>Buddhist</i>	20,855	2%
<i>Christian</i>	575,265	45%
<i>Hindu</i>	33,450	3%
<i>Jewish</i>	6,395	0%
<i>Muslim</i>	95,925	7%
<i>Sikh</i>	49,465	4%
<i>Traditional (North American Indigenous Spirituality)</i>	1,370	0%
<i>Other Religions & Spiritual Traditions</i>	9,700	1%
<i>No Religion & Secular Perspectives</i>	499,380	39%

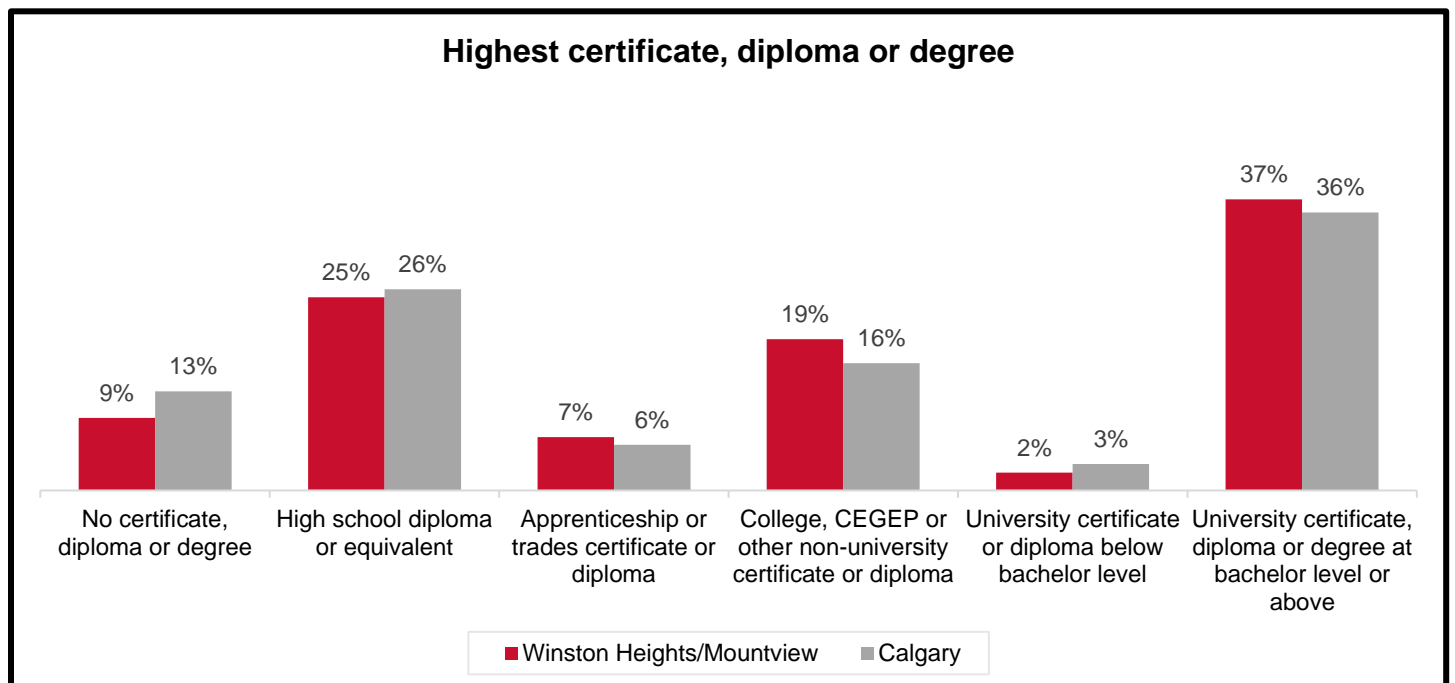


Education

Highest Certificate, Diploma, or Degree

Winston Heights/Mountview		
	Number	Per cent
Population aged 15 years and over in private households	3,060	100%
No certificate, diploma or degree	285	9%
High school diploma or equivalent	760	25%
Post-secondary certificate, diploma or degree	2,015	66%
Apprenticeship or trades certificate or diploma	210	7%
College, CEGEP or other non-university certificate or diploma	595	19%
University certificate or diploma below bachelor level	70	2%
University certificate, diploma or degree at bachelor level or above	1,145	37%

Calgary		
	Number	Per cent
Population aged 15 years and over in private households	1,056,255	100%
No certificate, diploma or degree	134,565	13%
High school diploma or equivalent	273,145	26%
Post-secondary certificate, diploma or degree	648,540	61%
Apprenticeship or trades certificate or diploma	62,160	6%
College, CEGEP or other non-university certificate or diploma	172,910	16%
University certificate or diploma below bachelor level	36,020	3%
University certificate, diploma or degree at bachelor level or above	377,450	36%



Employment

Labour Force Status and Employment Status

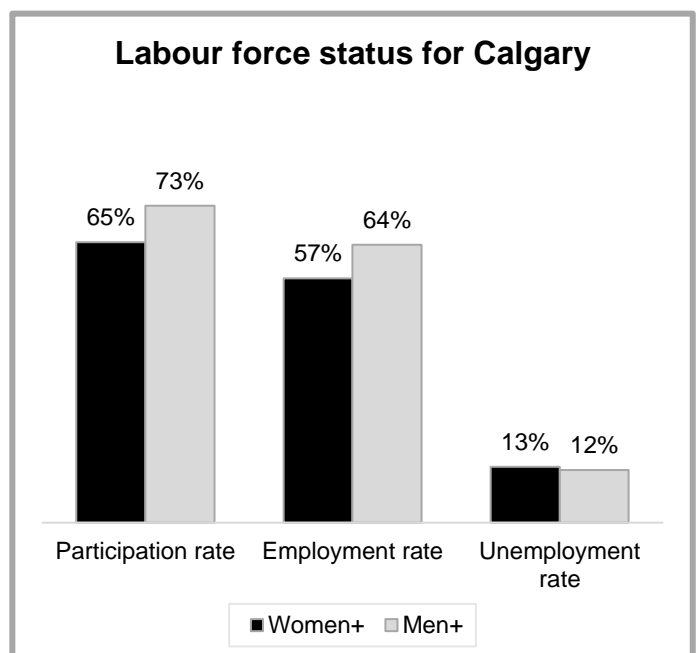
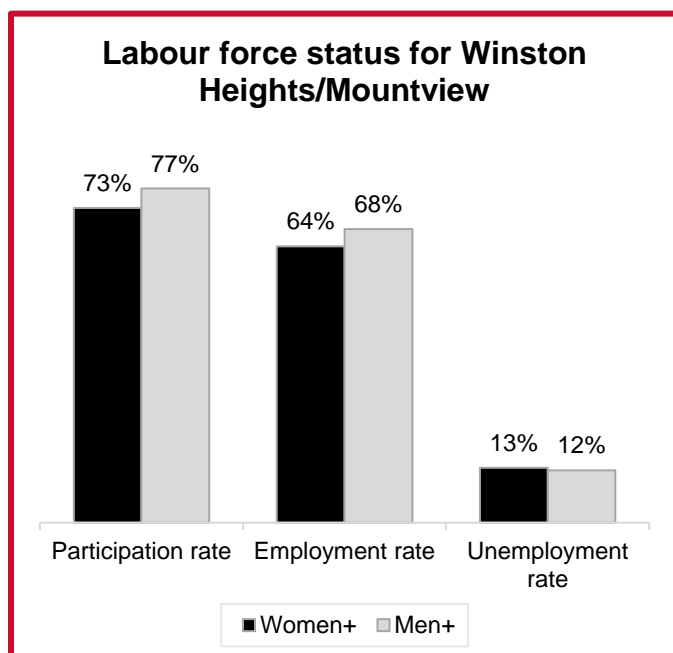
Winston Heights/Mountview	
	Number
Population aged 15 years and over in private households	3,060
In the labour force	2,300
Employed	2,015
Self-Employed	425
Unemployed	280
Not in the labour force	760
Labour force participation rate	75%
Employment rate	66%
Unemployment rate	12%

Calgary	
	Number
Population aged 15 years and over in private households	1,056,255
In the labour force	730,060
Employed	638,655
Self-Employed	108,765
Unemployed	91,410
Not in the labour force	326,185
Labour force participation rate	69%
Employment rate	61%
Unemployment rate	13%

Labour Force Status and Employment Status by Gender

Winston Heights/Mountview		
	Men +	Women +
Population aged 15 years and over in private households	1,495	1,565
In the labour force	1,155	1,140
Employed	1,015	1,000
Self-Employed	240	185
Unemployed	140	145
Not in the labour force	340	420
Labour force participation rate	77%	73%
Employment rate	68%	64%
Unemployment rate	12%	13%

Calgary		
	Men +	Women +
Population aged 15 years and over in private households	521,190	535,065
In the labour force	382,310	347,755
Employed	335,660	302,990
Self-Employed	66,635	42,135
Unemployed	46,650	44,760
Not in the labour force	138,880	187,310
Labour force participation rate	73%	65%
Employment rate	64%	57%
Unemployment rate	12%	13%



Labour Force by Industry (Top 5)

Winston Heights/Mountview		
	Number	Per cent
In the labour force	2,300	100%
By industry		
<i>Professional, scientific and technical services</i>	365	16%
<i>Health care and social assistance</i>	220	10%
<i>Retail trade</i>	220	10%
<i>Construction</i>	190	8%
<i>Educational services</i>	160	7%

Calgary		
	Number	Per cent
In the labour force	730,060	100%
By industry		
<i>Health care and social assistance</i>	90,905	13%
<i>Professional, scientific and technical services</i>	83,965	12%
<i>Retail trade</i>	80,115	11%
<i>Construction</i>	58,805	8%
<i>Transportation and warehousing</i>	46,845	7%

Labour Force by Occupation (Top 5)

Winston Heights/Mountview		
	Number	Per cent
In the labour force	2,300	100%
By occupation		
<i>Business, finance and administration occupations</i>	465	21%
<i>Sales and service occupations</i>	440	20%
<i>Trades, transport and equipment operators and related occupations</i>	345	15%
<i>Natural and applied sciences and related occupations</i>	345	15%
<i>Occupations in education, law and social, community and government services</i>	250	11%

Calgary		
	Number	Per cent
In the labour force	730,060	100%
By occupation		
<i>Sales and service occupations</i>	175,300	25%
<i>Business, finance and administration occupations</i>	135,310	19%
<i>Trades, transport and equipment operators and related occupations</i>	115,655	16%
<i>Natural and applied sciences and related occupations</i>	83,400	12%
<i>Occupations in education, law and social, community and government services</i>	77,120	11%

Income

Median Household and Individual Income Before Tax in 2020

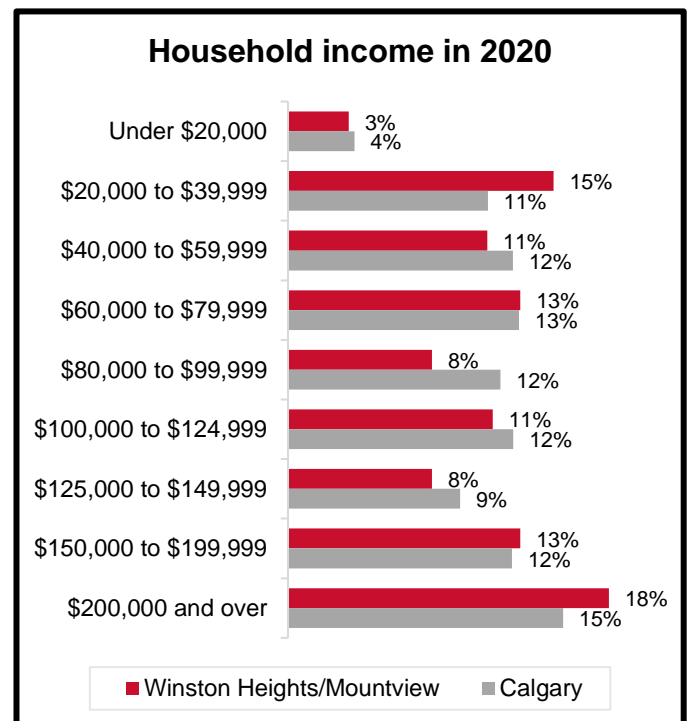
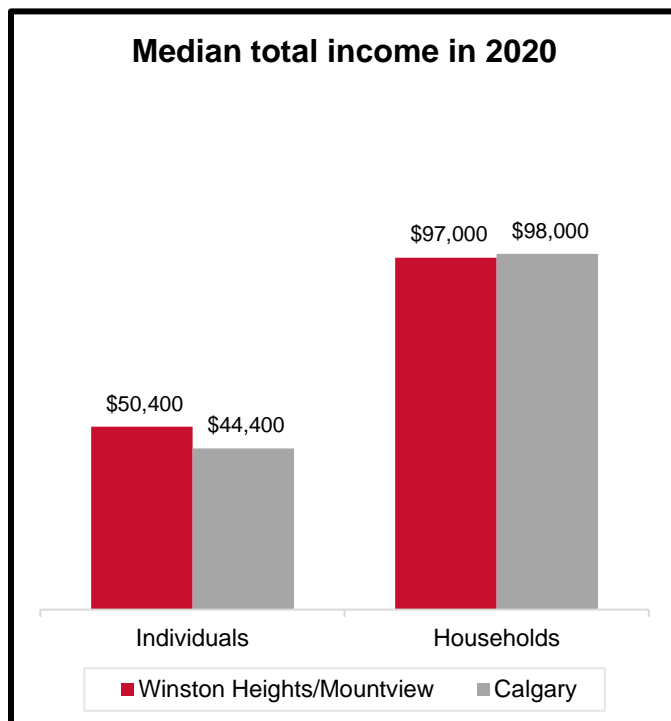
Winston Heights/Mountview	
	Number
Median income of population aged 15 years and over	\$50,400
Men +	\$57,200
Women +	\$46,000
Median household income of private households	\$97,000

Calgary	
	Number
Median income of population aged 15 years and over	\$44,400
Men +	\$50,400
Women +	\$39,600
Median household income of private households	\$98,000

Total Household Income Groups in 2020 for Private Households

Winston Heights/Mountview		
	Number	Per cent
Private households	1,655	100%
Under \$20,000	55	3%
\$20,000 to \$39,999	240	15%
\$40,000 to \$59,999	180	11%
\$60,000 to \$79,999	210	13%
\$80,000 to \$99,999	130	8%
\$100,000 to \$124,999	185	11%
\$125,000 to \$149,999	130	8%
\$150,000 to \$199,999	210	13%
\$200,000 and over	290	18%

Calgary		
	Number	Per cent
Private households	502,315	100%
Under \$20,000	18,205	4%
\$20,000 to \$39,999	54,830	11%
\$40,000 to \$59,999	61,705	12%
\$60,000 to \$79,999	63,385	13%
\$80,000 to \$99,999	58,290	12%
\$100,000 to \$124,999	61,795	12%
\$125,000 to \$149,999	47,205	9%
\$150,000 to \$199,999	61,430	12%
\$200,000 and over	75,475	15%

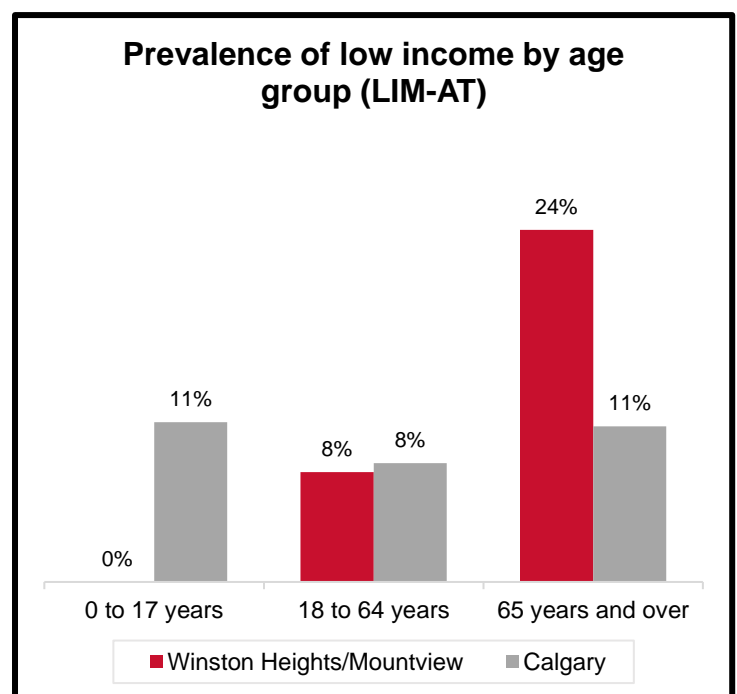


Low Income in 2020 by Age

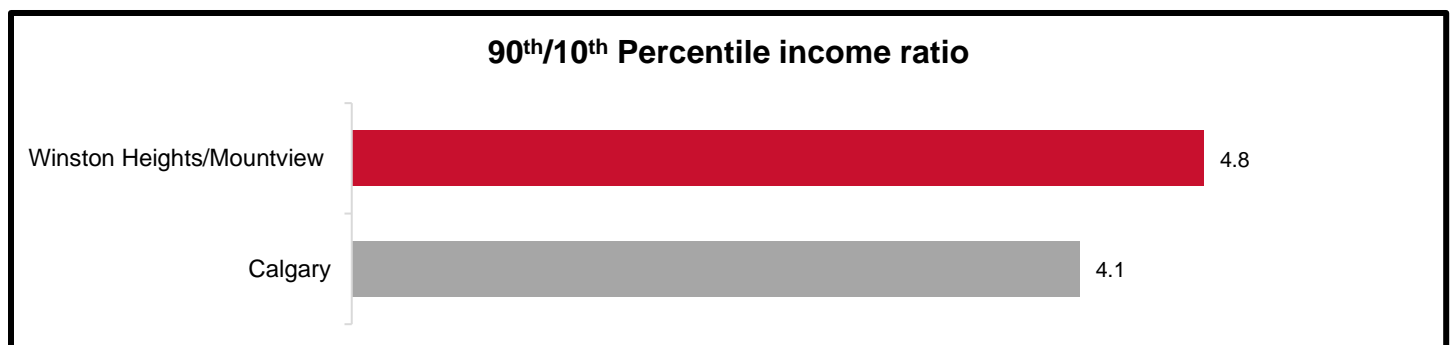
Winston Heights/Mountview			
	Number	Number in low income	Per cent in low income
Population in private households to whom low-income concepts are applicable	3,605	340	9%
0 to 17 years	615	0	0%
18 to 64 years	2,500	190	8%
65 years and over	490	120	24%

Calgary			
	Number	Number in low income	Per cent in low income
Population in private households to whom low-income concepts are applicable	1,291,795	116,155	9%
0 to 17 years	280,110	30,465	11%
18 to 64 years	844,415	68,030	8%
65 years and over	167,265	17,665	11%

Low-income measure after tax (LIM-AT) threshold for private households, 2020	
	After-tax income
1 person	\$26,503
2 persons	\$37,480
3 persons	\$45,904
4 persons	\$53,005
5 persons	\$59,261
6 persons	\$64,918
7 persons	\$70,119
To calculate the LIM-AT threshold for other household sizes, multiply the value for a one-person household by the square root of the desired household size. For example, for a 9-persons household: $(\$26,503) \times (\sqrt{9}) = \$79,509$.	



Income Inequality Measure

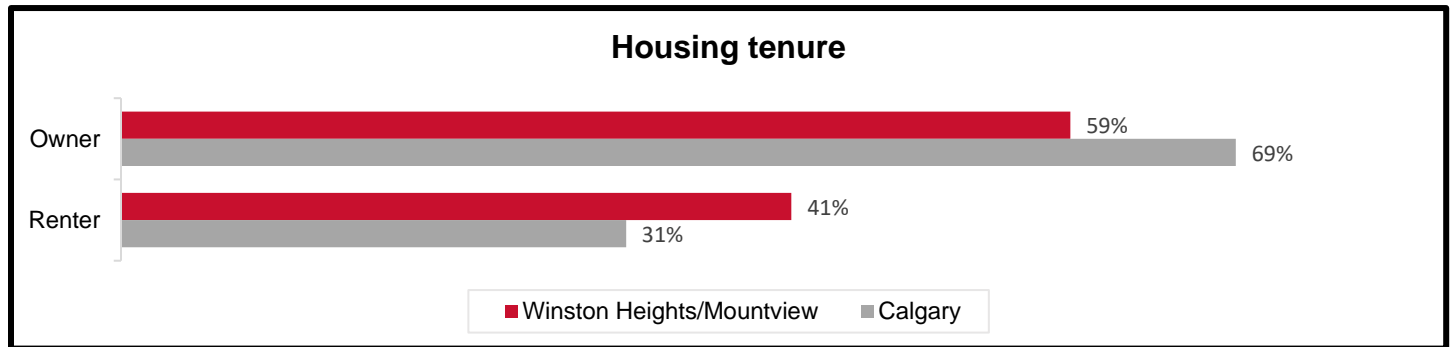


Housing and Mobility

Housing Tenure

Winston Heights/Mountview		
	Number	Per cent
Private households	1,655	100%
Owner households	970	59%
Renter households	685	41%

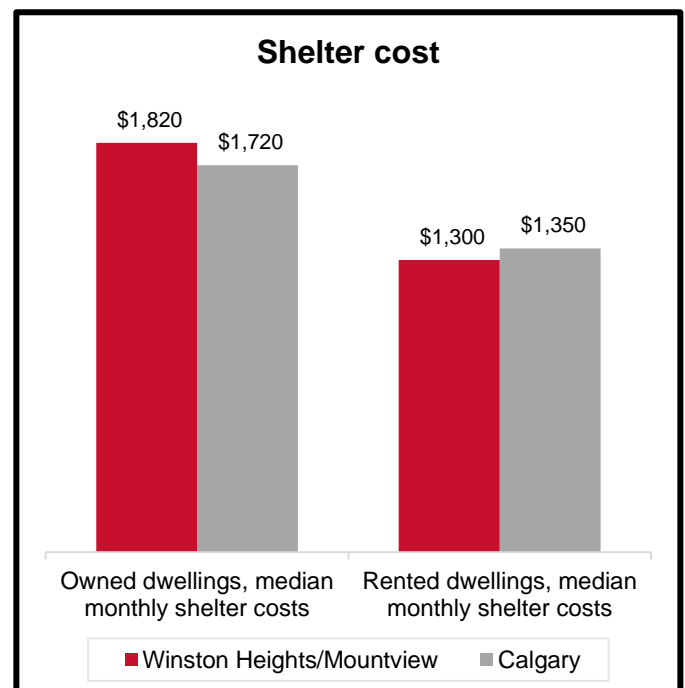
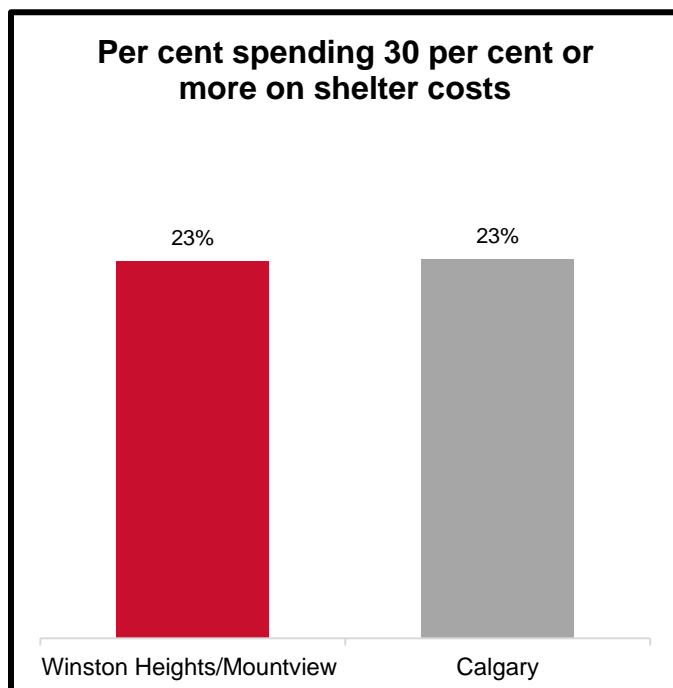
Calgary		
	Number	Per cent
Private households	502,315	100%
Owner households	345,695	69%
Renter households	156,615	31%



Housing Affordability (shelter-cost-to-income ratio)

Winston Heights/Mountview		
	Number	Per cent
Private households with income	1,645	100%
Households spending less than 30% of total income on shelter	1,270	77%
Households spending 30% or more of total income on shelter	375	23%

Calgary		
	Number	Per cent
Private households with income	499,860	100%
Households spending less than 30% of total income on shelter	385,390	77%
Households spending 30% or more of total income on shelter	114,475	23%



Housing Affordability for Renter and Owner Households

Winston Heights/Mountview		
	Owner	Renter
Private households with total income greater than zero	970	680
Per cent households with income spending 30% or more total income on shelter	15%	34%
Median monthly shelter costs	\$1,820	\$1,300
Per cent with mortgage	62%	-
Per cent in subsidized housing	-	14%

Calgary		
	Owner	Renter
Private households with total income greater than zero	345,685	156,620
Per cent households with income spending 30% or more total income on shelter	18%	34%
Median monthly shelter costs	\$1,720	\$1,350
Per cent with mortgage	65%	-
Per cent in subsidized housing	-	9%

Dwelling Condition

Winston Heights/Mountview		
	Number	Per cent
Occupied private dwellings	1,655	100%
Regular maintenance or minor repairs needed	1,525	92%
Major repairs needed	130	8%

Calgary		
	Number	Per cent
Occupied private dwellings	502,315	100%
Regular maintenance or minor repairs needed	479,535	95%
Major repairs needed	22,780	5%

Housing Suitability

Winston Heights/Mountview		
	Number	Per cent
Private households	1,655	100%
Suitable	1,600	97%
Not suitable	50	3%

Calgary		
	Number	Per cent
Private households	502,315	100%
Suitable	476,800	95%
Not suitable	25,510	5%

Dwellings by Period of Construction


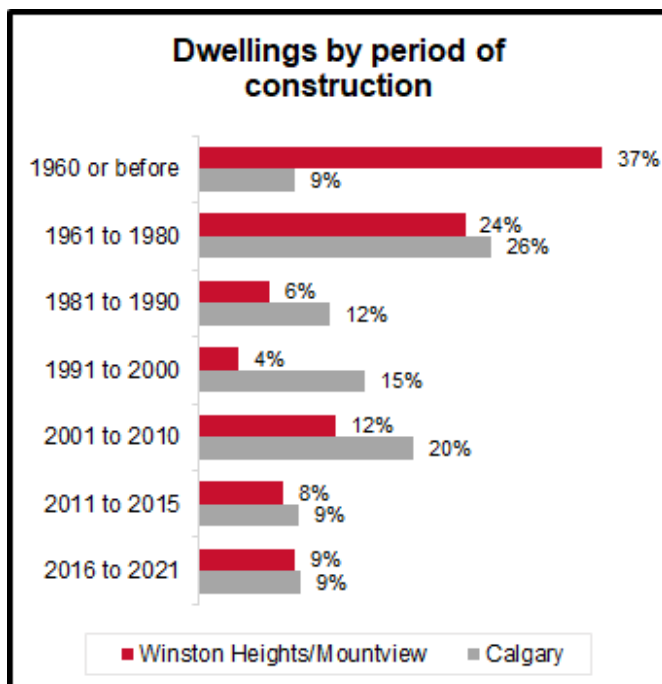
Winston Heights/Mountview		
	Number	Per cent
Occupied private dwellings	1,655	100%
1960 or before	605	37%
1961 to 1980	400	24%
1981 to 1990	105	6%
1991 to 2000	60	4%
2001 to 2010	205	12%
2011 to 2015	125	8%
2016 to 2021	145	9%

Calgary		
	Number	Per cent
Occupied private dwellings	502,315	100%
1960 or before	43,855	9%
1961 to 1980	133,040	26%
1981 to 1990	59,780	12%
1991 to 2000	75,690	15%
2001 to 2010	98,050	20%
2011 to 2015	45,850	9%
2016 to 2021	46,050	9%

Dwellings by Structure Type

Winston Heights/Mountview		
	Number	Per cent
Occupied private dwellings	1,650	100%
Single-detached house	675	41%
Semi-detached house	290	18%
Row house	165	10%
Apartment or flat in a duplex	210	13%
Apartment in a building that less than 5 storeys	205	12%
Apartment in a building that has more than 5 storeys	95	6%
Other single-attached house	0	0%
Movable dwelling	0	0%

Calgary		
	Number	Per cent
Occupied private dwellings	502,315	100%
Single-detached house	276,050	55%
Semi-detached house	32,265	6%
Row house	48,865	10%
Apartment or flat in a duplex	20,500	4%
Apartment in a building that less than 5 storeys	81,880	16%
Apartment in a building that has more than 5 storeys	40,700	8%
Other single-attached house	210	0%
Movable dwelling	1,850	0%

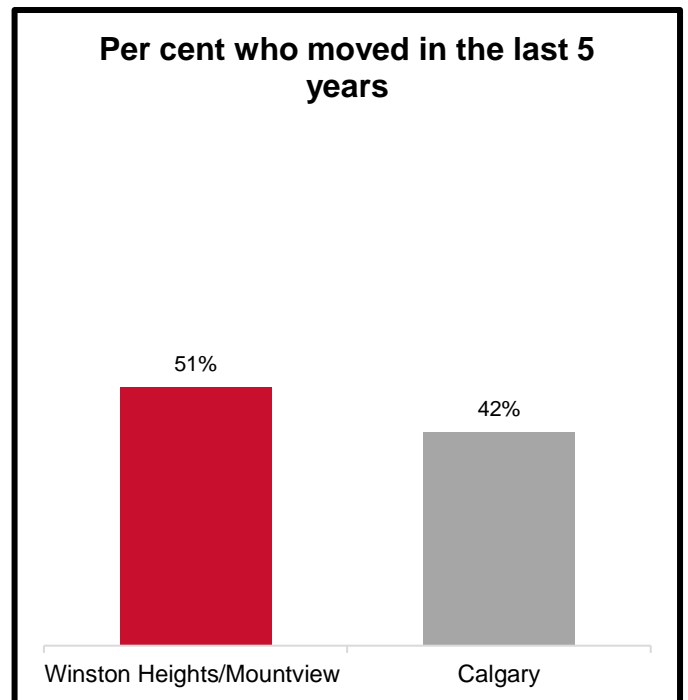
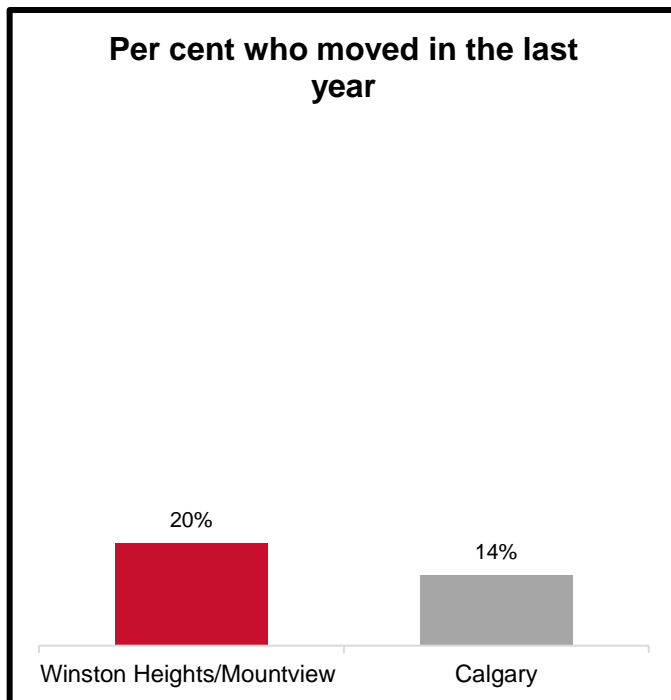


Note: Numbers and percentages may not always match the table and chart totals due to rounding.

Mobility Status 1 year Ago

Winston Heights/Mountview		
	Number	Per cent
Population aged 1 year and over in private households	3,540	100%
Non-movers	2,830	80%
Movers	710	20%
<i>Non-migrants</i>	595	17%
<i>Migrants</i>	110	3%
Internal migrants	75	2%
External migrants	35	1%

Calgary		
	Number	Per cent
Population aged 1 year and over in private households	1,277,855	100%
Non-movers	1,101,985	86%
Movers	175,870	14%
<i>Non-migrants</i>	132,945	10%
<i>Migrants</i>	42,925	3%
Internal migrants	29,285	2%
External migrants	13,640	1%



Mobility Status 5 Years Ago

Winston Heights/Mountview		
	Number	Per cent
Population aged 5 years and over in private households	3,420	100%
Non-movers	1,685	49%
Movers	1,735	51%
<i>Non-migrants</i>	1,205	35%
<i>Migrants</i>	530	15%
Internal migrants	450	13%
External migrants	85	2%

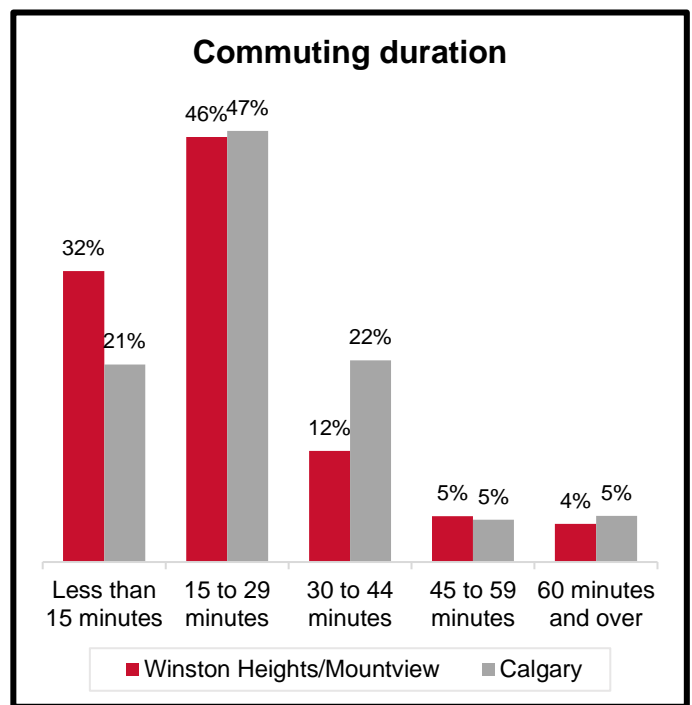
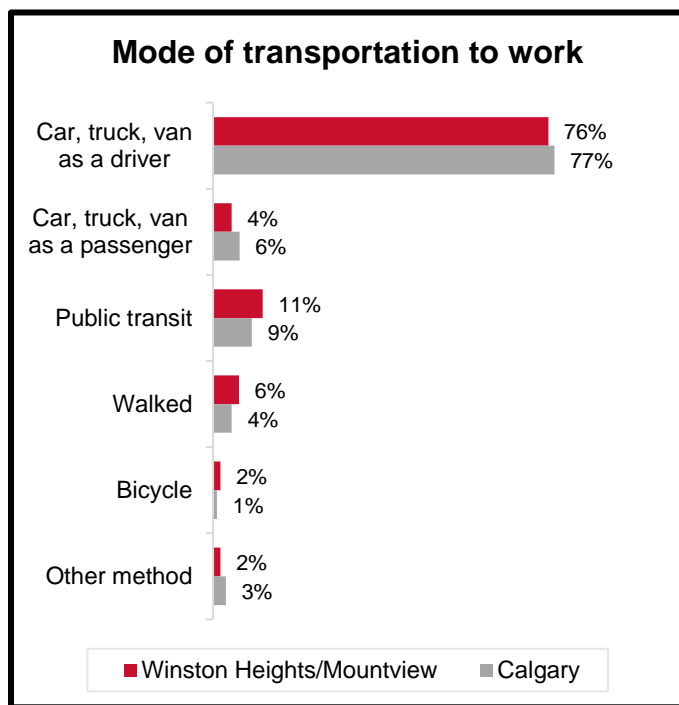
Calgary		
	Number	Per cent
Population aged 5 years and over in private households	1,217,995	100%
Non-movers	707,190	58%
Movers	510,805	42%
<i>Non-migrants</i>	333,555	27%
<i>Migrants</i>	177,245	15%
Internal migrants	103,855	9%
External migrants	73,395	6%

Transportation to Work

Mode of Transportation to Work

Winston Heights/Mountview		
	Number	Per cent
Employed labour force aged 15 years and over in private households	1,200	100%
Driver – car, truck or van	910	76%
Passenger – car, truck or van	50	4%
Public transit	135	11%
Walked	70	6%
Bicycle	20	2%
Other methods	20	2%

Calgary		
	Number	Per cent
Employed labour force aged 15 years and over in private households	454,175	100%
Driver – car, truck or van	350,775	77%
Passenger – car, truck or van	27,315	6%
Public transit	39,900	9%
Walked	19,200	4%
Bicycle	3,955	1%
Other methods	13,035	3%



Commuting Duration

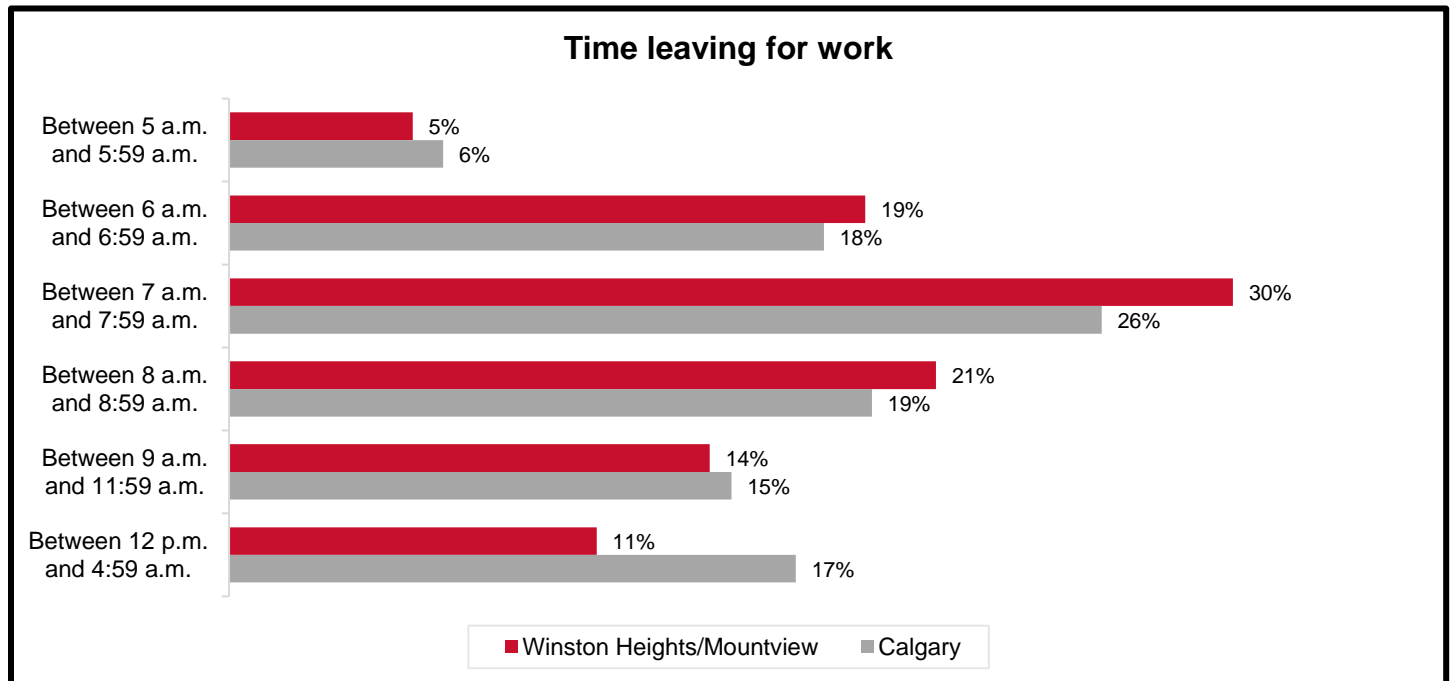
Winston Heights/Mountview		
	Number	Per cent
Employed labour force aged 15 years and over in private households	1,200	100%
Less than 15 minutes	380	32%
15 to 29 minutes	555	46%
30 to 44 minutes	145	12%
45 to 59 minutes	60	5%
60 minutes and over	50	4%

Calgary		
	Number	Per cent
Employed labour force aged 15 years and over in private households	454,175	100%
Less than 15 minutes	97,610	21%
15 to 29 minutes	213,155	47%
30 to 44 minutes	99,695	22%
45 to 59 minutes	20,845	5%
60 minutes and over	22,870	5%

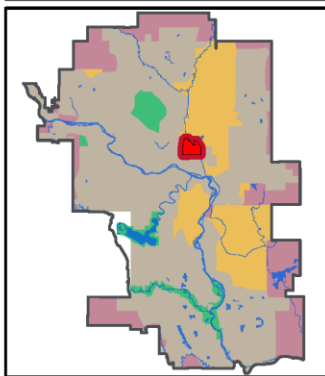
Time Leaving for Work

Winston Heights/Mountview		
	Number	Per cent
Employed labour force aged 15 years and over in private households	1,200	100%
Between 5 a.m. and 5:59 a.m.	65	5%
Between 6 a.m. and 6:59 a.m.	225	19%
Between 7 a.m. and 7:59 a.m.	355	30%
Between 8 a.m. and 8:59 a.m.	250	21%
Between 9 a.m. and 11:59 a.m.	170	14%
Between 12 p.m. and 4:59 a.m.	130	11%

Calgary		
	Number	Per cent
Employed labour force aged 15 years and over in private households	454,175	100%
Between 5 a.m. and 5:59 a.m.	28,655	6%
Between 6 a.m. and 6:59 a.m.	79,595	18%
Between 7 a.m. and 7:59 a.m.	116,780	26%
Between 8 a.m. and 8:59 a.m.	86,045	19%
Between 9 a.m. and 11:59 a.m.	67,245	15%
Between 12 p.m. and 4:59 a.m.	75,855	17%



WINSTON HEIGHTS/MOUNTVIEW



- Residential
- Industrial
- Residual Sub Area
- Major Park
- Water Surface
- Roadway
- City Limit



Created on: October 2023
ISC: Unrestricted

Glossary

The definitions in this glossary are adapted from the 2021 Statistics Canada Census Dictionary ([98-301-X](#)).

Adjusted after-tax income

Refers to after-tax income of the statistical unit that is adjusted for economies of scale. The adjustment factor, also known as the equivalence scale, is the square root of the number of persons in the statistical unit. The adjusted after-tax income is calculated by dividing the after-tax income by this adjustment factor. The adjustment made to income addresses the fact that individuals living together can share resources and the marginal increase in need decreases as the number of individuals sharing resources increases.

For the 2021 Census, the reference period for income data is the 2020 calendar year, unless otherwise specified.

Admission category

Refers to the name of the immigration program or group of programs under which an immigrant has been granted for the first time the right to live in Canada permanently by immigration authorities.

- **Economic immigrant** includes immigrants who have been selected for their ability to contribute to Canada's economy through their ability to meet labour market needs, to own and manage or to build a business, to make a substantial investment, to create their own employment or to meet specific provincial or territorial labour market needs.
- **Immigrant sponsored by family** includes immigrants who were sponsored by a Canadian citizen or permanent resident and were granted permanent resident status on the basis of their relationship either as the spouse, partner, parent, grand-parent, child or other relative of this sponsor. The terms "family class" or "family reunification" are sometimes used to refer to this category.
- **Refugee** includes immigrants who were granted permanent resident status on the basis of a well-founded fear of returning to their home country. This category includes persons who had a well-founded fear of persecution for reasons of race, religion, nationality, membership in particular social group or for political opinion (Geneva Convention refugees) as well as persons who had been seriously and personally affected by civil war or armed conflict or have suffered a massive violation of human rights. Some refugees were in Canada when they applied for refugee protection for themselves and their family members (either with them in Canada or abroad). Others were abroad and were referred for resettlement to Canada by the United Nations Refugee Agency, another designated referral organization or private sponsors.
- **Other immigrant** includes immigrants who were granted permanent resident status under a program that does not fall under the economic immigrants, the immigrants sponsored by family or the refugee categories.

Age

Refers to the age of a person (or subject) of interest at last birthday (or relative to a specified, well-defined reference date).

Calgary

Refers to the Calgary census subdivision (CSD), as defined by Statistics Canada. Equivalent to the Calgary city limit.

Census family

Refers to a married couple and the children, if any, of either and/or both spouses; a couple living common law and the children, if any, of either and/or both partners; or a parent of any marital status in a one-parent family with at least one child living in the same dwelling and that child or those children. All members of a particular census family live in the same dwelling.

- **Children** may be biological or adopted children regardless of their age or marital status as long as they live in the dwelling and do not have their own married spouse, common-law partner or child living in the dwelling. Grandchildren living with their grandparent(s) but with no parents present also constitute a census family.

Census reference day	The date to which respondents refer when answering the questions. The 2021 Census reference day was May 11, 2021.
Citizenship	<p>Refers to the country where the person has citizenship. A person may have more than one citizenship. A person may be stateless, that is, they may have no citizenship. Citizenship can be by birth or naturalization.</p> <ul style="list-style-type: none"> • Canadian citizen includes persons who are citizens of Canada only and persons who are citizens of Canada and at least one other country. • Not a Canadian citizen refers to persons who are not citizens of Canada. They may be citizens of one or more other countries. Persons who are stateless are included in this category.
Community	Refers to the Calgary Community District boundaries. Community boundaries delineate where a specific community physically begins or ends within Calgary. For the 2021 Census of Canada, community boundaries from 2021 were used. A full list of communities and their boundaries can be found on the Calgary Open Data Catalogue .
Dwelling	<p>Refers to a set of living quarters.</p> <ul style="list-style-type: none"> • Collective dwelling refers to a dwelling of a commercial, institutional, or communal nature in which a person or group of persons reside or could reside. It must provide care or services or have certain common facilities, such as a kitchen or bathroom, which are shared by the occupants. Examples include lodging or rooming houses, hotels, motels, tourist establishments, nursing homes, residences for senior citizens, hospitals, staff residences, military bases, work camps, correctional facilities and group homes. • Private dwelling refers to a separate set of living quarters with a private entrance either from outside the building or from a common hall, lobby, vestibule, or stairway inside the building. The entrance to the dwelling must be one that can be used without passing through the living quarters of some other person or group of persons.
Dwelling condition	<p>Refers to the dwelling's need of repairs. This does not include desirable remodelling or additions.</p> <ul style="list-style-type: none"> • Regular maintenance needed includes dwellings where only regular maintenance such as painting, or furnace cleaning is needed. • Minor repairs needed includes dwellings needing only minor repairs such as dwellings with missing or loose floor tiles, bricks or shingles or defective steps, railing or siding. • Major repairs needed includes dwellings needing major repairs such as dwellings with defective plumbing or electrical wiring and dwellings needing structural repairs to walls, floors, or ceilings.

Dwelling structure type

Refers to a set of living quarters in which a person or a group of persons reside or could reside.

Structure types include:

- **Single-detached house:** A single dwelling not attached to any other dwelling or structure (except its own garage or shed). A single-detached house has open space on all sides, and no dwellings either above it or below it.
- **Semi-detached house:** One of two dwellings attached side by side (or back-to-back) to each other, but not attached to any other dwelling or structure (except its own garage or shed). A semi-detached dwelling has no dwellings either above or below it, and the two units have open space on all sides.
- **Apartment or flat in a duplex:** One of two dwellings located one above the other. Duplexes could be attached to triplexes, other duplexes, or other non-residential structures (e.g., a store).
- **Row house:** One of three or more dwellings joined side by side (or occasionally side to back), such as a townhouse or garden home, but not having any other dwellings either above or below.
- **Apartment, less than five storeys:** A dwelling unit attached to other dwelling units, commercial units or other non-residential space in a building that has fewer than five storeys.
- **Apartment, five or more storeys:** A dwelling unit in a high-rise apartment building that has five or more storeys. Also included are apartments in a building with five or more storeys where the first floor or second floor is commercial establishments.
- **Other single-attached house:** A single dwelling that is attached to another building and that does not fall into any of the other categories, such as a single dwelling attached to a non-residential structure (e.g., a store or church) or occasionally to another residential structure (e.g., an apartment building).
- **Other dwelling:** A single dwelling designed and constructed to be transported on its own chassis and capable of being moved to a new location on short notice. It may be placed temporarily on a foundation such as blocks, posts or a prepared pad and may be covered by a skirt.

Employment status

Refers to the employment status of a person during the period of Sunday, May 2 to Saturday, May 8, 2021.

- **Employed:** A person who did any work at all at a job or business, that is, paid work in the context of an employer-employee relationship, or self-employment. This also includes persons who did unpaid family work, which is defined as unpaid work contributing directly to the operation of a farm, business or professional practice owned and operated by a related member of the same household. Also includes those who had a job but were not at work due to factors such as their own illness or disability, personal or family responsibilities, vacation or a labour dispute. This category excludes persons not at work because they were on layoff or between casual jobs, and those who did not then have a job (even if they had a job to start at a future date).
- **Unemployed:** A person who was without paid work or without self-employment work and was available for work. An unemployed person either: had actively looked for paid work in the past four weeks; was on temporary lay-off and expected to return to his or her job; or had definite arrangements to start a new job in four weeks or less.
- Previously, in other census cycles, early enumeration was conducted in remote, isolated parts of the provinces and territories in the months leading up to the May enumeration. Due to COVID-19, there was no early enumeration for the 2021 Census. Collection procedures—especially in collective dwellings and remote, northern, First Nations, Inuit and Métis communities—were redesigned to ensure the census was conducted in the best possible way, using a safe and secure approach.

Employment rate	Refers to the number of persons employed in the week of Sunday, May 2 to Saturday, May 8, 2021, expressed as a percentage of the total population aged 15 years and over.
Generation status	<p>Refers to whether or not a person's parents were born in Canada.</p> <ul style="list-style-type: none"> • First generation refers to a person who was born outside Canada. For the most part, these are people who are now, or once were, immigrants to Canada. • Second generation refers to a person who was born in Canada with at least one parent born outside Canada. For the most part, these are the children of immigrants. • Third generation or more refers to a person who was born in Canada with both parents born in Canada.
Gender	<p>Refers to an individual's personal and social identity as a man, woman, or non-binary person (a person who is not exclusively a man or a woman).</p> <p>A person's gender may differ from their sex at birth, and from what is indicated on their current identification or legal documents such as their birth certificate, passport, or driver's licence. A person's gender may change over time.</p> <p>Statistics Canada collected data about transgender and non-binary populations for the first time on the 2021 Census. The category "Men+" includes men (and/or boys), as well as some non-binary persons. The category "Women+" also includes women (and/or girls), as well as some non-binary persons.</p>
Highest certificate, diploma or degree completed	<p>Refers to the highest level of education that a person has successfully completed and is derived from the educational qualifications questions, which asked for all certificates, diplomas, and degrees to be reported.</p> <p>CEGEP is an acronym from the French term Collège d'enseignement general et professionnel, which means General and professional teaching college. In Quebec, it's a public school that provides the first level of post-secondary education.</p>
Household	Refers to a person or group of persons who occupy the same dwelling and do not have a usual place of residence elsewhere in Canada or abroad. The dwelling may be either a collective dwelling or a private dwelling. The household may consist of a family group such as a census family, of two or more families sharing a dwelling, of a group of unrelated persons or of a person living alone. Household members who are temporarily absent on reference day are considered part of their usual household.
Household income	Refers to the sum of the total income of all household members during 2020.
Household size	Refers to the number of persons in a private household.
Housing affordability (shelter-cost-to-income ratio)	Refers to the proportion of average total household income which is spent on shelter costs. Shelter costs for owner households include, where applicable, mortgage payments, property taxes and condominium fees, along with the costs of electricity, heat, water, and other municipal services. For renter households, shelter costs include, where applicable, the rent and the costs of electricity, heat, water, and other municipal services.
Housing suitability	Refers to whether a dwelling has enough bedrooms for the size and composition of the household (taking into consideration age, sex, and relationship among household members) based on the National Occupancy Standard (NOS) that was developed by Canada Mortgage and Housing Corporation. A household is deemed to be living in suitable accommodation if its dwelling has enough bedrooms, as calculated using the NOS.

Housing tenure	<p>Refers to whether a household rents or owns their private dwelling.</p> <ul style="list-style-type: none"> • Owner refers to a household where some member of the household owns their dwelling, even if it is still being paid for. • Renter refers to a household where no member of the household owns their dwelling. The dwelling is considered to be rented even if no cash rent is paid.
Immigrant status	<ul style="list-style-type: none"> • Immigrant refers to persons who are, or who have ever been, landed immigrants or permanent residents. Such persons have been granted the right to live in Canada permanently by immigration authorities. Immigrants who have obtained Canadian citizenship by naturalization are included in this category. • Recent immigrant refers to persons who are immigrants who landed in Canada between January 1, 2016 and May 11, 2021. • Non-immigrant refers to persons who are Canadian citizens by birth. • Non-permanent resident refers to persons from another country with a usual place of residence in Canada and who have a work or study permit or who have claimed refugee status (asylum claimants). • Year of immigration refers to the year in which the immigrant first obtained their landed immigrant or permanent resident status.
Income Inequality	<p>One measure of income inequality is the P90/P10 ratio. It is the ratio of the 90th and the 10th percentile of the adjusted household after-tax income. The 90th percentile means 90% of the population has income that falls below this threshold. The 10th percentile means 10% of the population has income that falls below this threshold.</p>
Income reference year	<p>Refers to the year to which respondents refer when answering income-related questions. The census income reference year is the calendar year prior to the census reference day. For the 2021 Census, the income reference year was January 1 to December 31, 2020.</p>
Indigenous identity	<p>Refers to whether the person identified with the Indigenous peoples of Canada. This includes those who identify as First Nations (North American Indian), Métis and/or Inuk (Inuit), and/or those who report being Registered or Treaty Indians (that is, registered under the Indian Act of Canada), and/or those who have membership in a First Nation or Indian band. Aboriginal peoples of Canada (referred to here as Indigenous peoples) are defined in the Constitution Act, 1982, Section 35 (2) as including the Indian, Inuit and Métis peoples of Canada.</p>
Industry	<p>Refers to the general nature of the business carried out in the establishment where the person worked. The industry data are produced according to the North American Industry Classification System (NAICS).</p>
Knowledge of non-official languages	<p>Refers to whether the person can conduct a conversation in a language other than English or French. For a child who has not yet learned to speak, this includes languages that the child is learning to speak at home. The number of languages that can be reported may vary between Census surveys, depending on the objectives of the survey.</p>
Knowledge of official languages	<p>Refers to whether the person can conduct a conversation in English only, French only, in both or in neither language. For a child who has not yet learned to speak, this includes languages that the child is learning to speak at home.</p>
Labour force participation rate	<p>Refers to the total labour force in that group, expressed as a percentage of the total population in that group.</p>

<p>Labour force status</p>	<p>Refers to whether a person was employed, unemployed or not in the labour force during the reference period.</p> <ul style="list-style-type: none"> • In the labour force refers to persons who during the reference period were either employed or unemployed. The labour force consists of persons who contribute or are available to contribute to the production of goods and services falling within the System of National Accounts production boundary. • Not in the labour force refers to persons who were neither employed nor unemployed during the reference period. This includes persons who, during the reference period were either unable to work or unavailable for work. It also includes persons who were without work and who had neither actively looked for work in the past four weeks nor had a job to start within four weeks of the reference period.
<p>Language spoken most often at home</p>	<p>Refers to the language spoken most often at home by the individual. A person can report more than one language as “spoken most often at home” if the languages are spoken equally often. For a person who lives alone, the language spoken most often at home is the language in which he or she feels most comfortable. For a child who has not yet learned to speak, this is the language spoken most often to the child at home.</p>
<p>Low income measure after-tax (LIM-AT)</p>	<p>Refers to a dollar threshold that defines low income as half of the median adjusted after-tax income of Canadian households, where “adjusted” indicates that the number of people in a household is taken into account. Persons whose income falls below this amount are considered to be in low income based on LIM-AT. For reference, the LIM-AT threshold for a 1-person household in 2020 was \$26,503.</p>
<p>Low-income status</p>	<p>Refers to the position of a person in relation to the low income measure after-tax (LIM-AT) during the income reference year. Members of a household all share the same income status.</p>
<p>Marital status</p>	<p>Refers to whether or not a person is living in a common-law union as well as the legal marital status of those who are not living in a common-law union. All persons aged less than 15 are considered as never married and not living common law. Possible marital statuses are:</p> <ul style="list-style-type: none"> • Common-law: Refers to a person who is living with another person as a couple but who is not legally married to that person. Includes persons living with same and opposite sex partners. • Divorced: Refers to a person who has obtained a legal divorce and who has not remarried and are not living with a person as a couple. Persons living common-law are not included in this category. • Married: Refers to a person who is legally married and who has not separated or obtained a divorce, and whose spouse is living. Includes persons married to same and opposite sex spouses. • Separated: Refers to a person who is married but who no longer lives with his/her spouse (for any reason other than illness, work or school) and who has not obtained a divorce. Persons living common-law are not included in this category. • Single: A person who has never married or a person whose marriage has been annulled and who has not remarried. Persons living common-law are not included in this category. • Widowed: A person who has lost his/her spouse through death and who has not remarried and are not living with a person as a couple. Persons living common-law are not included in this category.
<p>Median income</p>	<p>Refers to the middle dollar value where half of the population earns more, and half of the population earns less.</p>

<p>Mobility status</p>	<p>Several terms refer to whether a person lived in the same residence on the census reference day as they did on the same date one or five years earlier.</p> <ul style="list-style-type: none"> • Non-mover: Refers to a person who has not moved to a new residence. • Mover: Refers to a person who has moved from one residence to another. • Non-migrant: Refers to a person who did move but remained in Calgary. • Migrant: Refers to a person who moved to Calgary from a different city, town, village, or Indian reserve. • Internal migrant: Refers to a person who moved to Calgary from a different city, town, village, or Indian reserve within Canada. • External migrant: Refers to a person who moved to Calgary from a different country.
<p>Mode of transportation to work</p>	<p>Refers to the main mode of transportation a person uses to travel between their home and their place of work. Persons who used more than one mode of transportation were asked to identify the single mode they used for most of the travel distance. The question does not measure multiple modes of transportation, nor does it measure the seasonal variation in mode of transportation or trips made for purposes other than the commute from home to work.</p>
<p>Mother tongue (First language learned at home)</p>	<p>Refers to the first language learned at home in childhood and still understood by the person at the time the data was collected. If the person no longer understands the first language learned, the mother tongue is the second language learned. For a person who learned more than one language at the same time in early childhood, the mother tongue is the language this person spoke most often at home before starting school. The person has more than one mother tongue only if they learned these languages at the same time, and still understands them. For a child who has not yet learned to speak, the mother tongue is the language spoken most often to this child at home. A child who has not yet learned to speak has more than one mother tongue only if these languages are spoken to them equally often so that the child learns these languages at the same time.</p>
<p>Occupation</p>	<p>Refers to the kind of work performed in a job, a job being all the tasks carried out by a particular worker to complete their duties. An occupation is a set of jobs that are sufficiently similar in work performed. The occupation data are produced according to the National Occupational Classification [NOC] 2021.</p>
<p>One-parent</p>	<p>Refers to mothers or fathers, with no married spouse or common-law partner present, living in a dwelling with one or more children.</p>
<p>Place of birth</p>	<p>Refers to the name of the geographic location where the person was born. The geographic location is specified according to boundaries current at the time the data are collected, not the boundaries at the time of birth. For a breakdown of the countries included in each continent, please refer to the Countries and Areas of Interest for Social Statistics – SCCAI 2019.</p>
<p>Population in private households</p>	<p>Refers to all persons or group of persons who occupy the same dwelling and do not have a usual place of residence elsewhere in Canada or abroad. For census purposes, households are classified into three groups: private households, collective households, and households outside Canada. Unless otherwise specified, all data in census products are for private households only.</p> <p>Includes Canadian citizens and landed immigrants whose usual place of residence is Canada. Also includes refugee claimants, holders of work and study permits, Canadian citizens and landed immigrants at sea or in port aboard merchant or government vessels, and Canadian citizens away from Canada on military or diplomatic business. Excludes government representatives and military members of other countries and residents of other countries visiting Canada.</p>

Religion

Refers to a person's self-identification as having a connection or affiliation with any religious denomination, group, body, or other religiously defined community or system of belief. Religion is not limited to formal membership in a religious organization or group.

For infants or children, religion refers to the specific religious group or denomination in which they are being raised, if any.

Persons without a religious connection or affiliation can self-identify as atheist, agnostic or humanist, or can provide another applicable response.

Total income

Refers to sum of income of a regular and recurring nature, including employment income, pension income, investment income, income from government programs, other regular cash income list child support or spousal support payments received during the **income reference year**. Excludes one-time receipts such as lottery winnings, cash inheritances, lump-sum insurance settlements, tax-free savings account and registered retirements savings plan withdrawals, and capital gains.

In the context of individuals, it is calculated for those with income from certain sources, before income taxes and deductions, during a specified reference period.

Visible minority (Racialized population)

Refers to persons, other than Indigenous peoples, who are non-Caucasian in race or non-white in colour.

In 2021 Census products, the term "visible minority" has been replaced by the terms "racialized population" or "racialized groups", reflecting the increased use of these terms in the public sphere.

Ward

Refers to the Calgary ward boundaries. Wards are specific local regions within Calgary that are comprised of multiple communities. The boundaries of Calgary's wards are reviewed and revised every four years as Calgary grows. Hence, comparisons should not be drawn between wards over time. For the 2021 Census of Canada, ward boundaries from 2021 were used.