

2020 Community Association Service Measure



Community Associations (CAs) are dedicated to their communities and contribute to vibrant, healthy, and complete communities. The Service Measures data is a compilation of the benefits CAs bring to the communities they serve. The Service Measure tool assists Neighbourhood Connections in capturing, reporting on, and sharing the great work of CAs. This information helps to demonstrate the community benefits of investing in CAs by providing City-owned land and/or liaison support.

Information gathered from the Service Measures has been shared back with CAs for their own documentation and tracking; use in their annual report back to the community; and their use in grant applications.



Members



Volunteers



Volunteer Hours



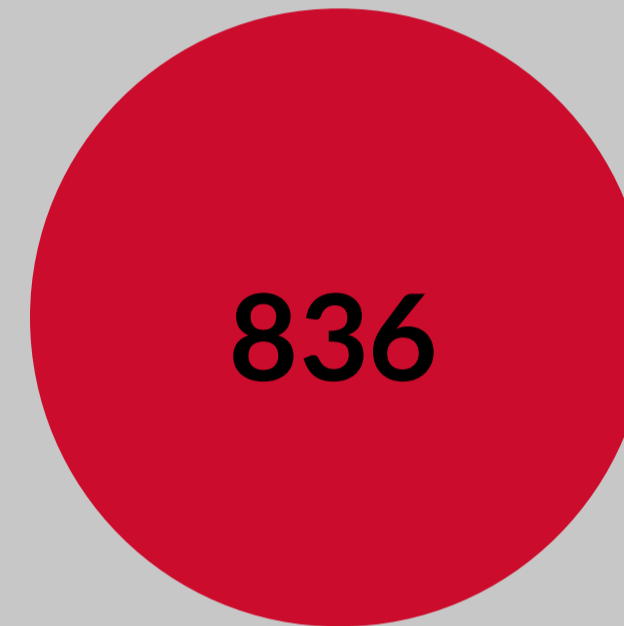
89% of groups offer programs & special events



Programs



Program Participants




Special Events




Special Event Participants

Groups use these information sources to plan programs, services & events ...




Past programs etc.
80%



Resident feedback
76%

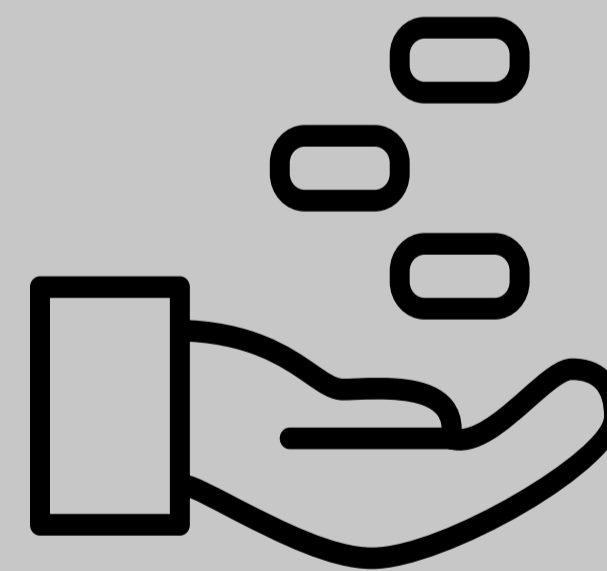


Community demographics
60%



Attendance tracking
65%


Groups consider these barriers when planning programs, services & events ...




Financial
69%



Child Care
37%



Accessibility
56%



Food
49%

* This infographic contains 2020 information collected from Community Associations that responded (100%) to the Service Measure.