

# The City of Calgary Community Profiles

## Part A – Demographics

# Evergreen

### Community Profile: Part A – Demographics

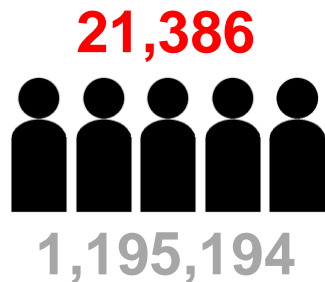
The City of Calgary Community Profiles are composed of two parts. This document, Part A – Demographics, contains demographic information from the 2014 Calgary Civic Census followed by information from the 2011 Census of Canada. Part B – Community Character, will contain information from the 2011 National Household Survey. For more information, visit our [webpage](#) or contact [socialresearch@calgary.ca](mailto:socialresearch@calgary.ca).

Contents	
2014 Calgary Civic Census snapshot	<a href="#">1</a>
2014 Calgary Civic Census results	<a href="#">2</a>
2011 Census of Canada snapshot	<a href="#">4</a>
2011 Census of Canada results	<a href="#">5</a>
Notes	<a href="#">13</a>
Data quality information and sources	<a href="#">13</a>
Glossary	<a href="#">16</a>
Community map	<a href="#">20</a>

### 2014 Calgary Civic Census Results Snapshot

**Evergreen** = ■ City of Calgary\* = ■

Population in 2014:



Population distribution by age in 2014:

0-4 years:	<b>8%</b>	7%
5-14 years:	<b>15%</b>	12%
15-19 years:	<b>6%</b>	6%
20-64 years:	<b>63%</b>	66%
65+ years:	<b>8%</b>	10%


Occupied dwellings in 2014:



Per cent of occupied dwellings that were single family dwellings:



Per cent occupied dwellings that were occupied by the owner:



Per cent of residents who live in single-family dwellings:



\* City of Calgary (defined by Statistics Canada as census subdivision)

calgary.ca | contact 311



**Onward/** By 2036, 75 percent of Calgarians will report that they are informed.

## Evergreen

Evergreen = ■ Calgary = ■

### 2014 Calgary Civic Census Population

#### Total population and growth

Population							
	2009	2010	2011	2012	2013	2014	% Change 2009-2014
<b>Evergreen</b>	<b>18,148</b>	<b>18,692</b>	<b>19,487</b>	<b>20,110</b>	<b>20,918</b>	<b>21,386</b>	<b>18%</b>
<b>Calgary</b>	<b>1,065,455</b>	<b>1,071,515</b>	<b>1,090,936</b>	<b>1,120,225</b>	<b>1,156,686</b>	<b>1,195,194</b>	<b>12%</b>

Source: Calgary Civic Census, 2014

#### Number of persons by age and sex

Evergreen				
	2009 Male	2009 Female	2014 Male	2014 Female
<b>Total population</b>	<b>9,000</b>	<b>9,148</b>	<b>10,577</b>	<b>10,809</b>
0-4	808	811	886	765
5-14	1,180	1,189	1,649	1,619
15-19	583	524	719	607
20-24	578	523	622	591
25-34	1,655	1,890	1,414	1,595
35-44	1,797	1,789	2,034	2,137
45-54	1,335	1,237	1,601	1,611
55-64	618	639	933	982
65-74	277	323	466	528
75+	169	223	253	374

Source: Calgary Civic Census, 2014

Calgary				
	2009 Male	2009 Female	2014 Male	2014 Female
<b>Total population</b>	<b>537,403</b>	<b>528,052</b>	<b>602,685</b>	<b>592,509</b>
0-4	32,989	32,285	41,466	39,572
5-14	62,502	60,501	70,333	67,184
15-19	34,608	32,159	34,680	31,699
20-24	41,302	39,429	42,319	39,154
25-34	93,089	90,302	106,633	104,218
35-44	92,486	87,279	101,448	97,908
45-54	85,655	81,763	86,343	83,362
55-64	51,118	49,416	64,886	63,790
65-74	25,976	28,780	33,882	36,805
75+	17,678	26,138	20,695	28,817

### 2014 Calgary Civic Census Dwellings

#### Owner-occupied dwellings

Evergreen		
	Number	Per cent
<b>Total occupied dwellings</b>	<b>6,976</b>	<b>100%</b>
Owner occupied dwellings	6,157	88%

Source: Calgary Civic Census, 2014

Calgary		
	Number	Per cent
<b>Total occupied dwellings</b>	<b>453,626</b>	<b>100%</b>
Owner occupied dwellings	311,782	69%

## Evergreen

Evergreen = ■ Calgary = ■

### 2014 Calgary Civic Census Dwellings (continued)

#### Occupied dwellings by selected structure type

Evergreen		
	Number	Per cent
<b>Total occupied dwellings</b>	<b>6,976</b>	<b>100%</b>
Single-family	5,251	75%
Duplex	334	5%
Apartment	749	11%
Townhouse	630	9%
Converted structure	11	0%

Source: Calgary Civic Census, 2014

Calgary		
	Number	Per cent
<b>Total occupied dwellings</b>	<b>453,626</b>	<b>100%</b>
Single-family	264,005	58%
Duplex	30,359	7%
Apartment	93,256	21%
Townhouse	47,813	11%
Converted structure	13,759	3%

#### Population by selected structure type

Evergreen		
	Number	Per cent
<b>Total population</b>	<b>21,386</b>	<b>100%</b>
Single-family	17,624	82%
Duplex	796	4%
Apartment	1,208	6%
Townhouse	1,568	7%
Converted structure	36	0%

Source: Calgary Civic Census, 2014

Calgary		
	Number	Per cent
<b>Total population</b>	<b>1,195,194</b>	<b>100%</b>
Single-family	802,760	67%
Duplex	78,739	7%
Apartment	152,368	13%
Townhouse	112,029	9%
Converted structure	25,910	2%

Note: the presence of two dashes (“--”) indicates that there is no record for the data point.

For additional information and results from the Calgary Civic Census, please visit [calgary.ca/census](http://calgary.ca/census).

# Evergreen

Evergreen = ■ Calgary = ■


### Census of Canada Description

The Census of Canada is administered nationally by Statistics Canada and in the past was composed of mandatory short- and long-form questionnaires. In 2011, the Census of Canada was collected through only a mandatory short-form containing questions on population, number and type of dwellings, basic demographics (including age, and sex), marital status, language, as well as families and households.

### 2011 Census of Canada Results Snapshot

Evergreen = ■ Calgary = ■

Median Age:  
**34** 36



Per cent male:  
**49%** 50%

Average number of persons per census family:  
**3.1** 3.0



Average number of children per census family:  
**1.2** 1.1

Persons who speak neither English nor French:  
**345** 25,425

Tân'si  
Nǐ hǎo  
¡Hola!

Per cent who speak neither English nor French:  
**2%** 2%

Persons living alone:  
**1,075** 110,000



Per cent living alone:  
**5%** 10%

## Evergreen

Evergreen = ■ Calgary = ■

### 2011 Census of Canada Population

*Number of persons by age and sex*

Evergreen			
	2011	Male	Female
<b>Total population</b>	<b>19,730</b>	<b>9,670</b>	<b>10,060</b>
0-4	1,820	940	880
5-9	1,420	690	730
10-14	1,240	635	605
15-19	1,220	635	585
20-24	1,200	600	600
25-29	1,465	665	795
30-34	1,805	855	945
35-39	1,935	935	1,000
40-44	1,800	920	880
45-49	1,600	770	830
50-54	1,360	695	665
55-59	920	460	460
60-64	660	325	335
65-69	430	195	235
70-74	310	145	170
75-79	240	90	145
80-84	155	60	95
85+	150	50	100

Calgary			
	2011	Male	Female
<b>Total population</b>	<b>1,096,830</b>	<b>547,475</b>	<b>549,360</b>
0-4	72,010	37,105	34,900
5-9	62,440	31,700	30,745
10-14	61,965	31,645	30,325
15-19	66,600	34,175	32,430
20-24	77,550	38,980	38,565
25-29	93,360	46,835	46,530
30-34	90,355	45,230	45,125
35-39	86,965	43,620	43,345
40-44	85,185	43,350	41,830
45-49	86,705	43,585	43,120
50-54	84,530	42,755	41,775
55-59	68,350	34,705	33,640
60-64	51,630	25,770	25,860
65-69	33,370	16,150	17,215
70-74	24,990	11,475	13,515
75-79	20,815	9,325	11,490
80-84	16,085	6,600	9,485
85+	13,925	4,475	9,450

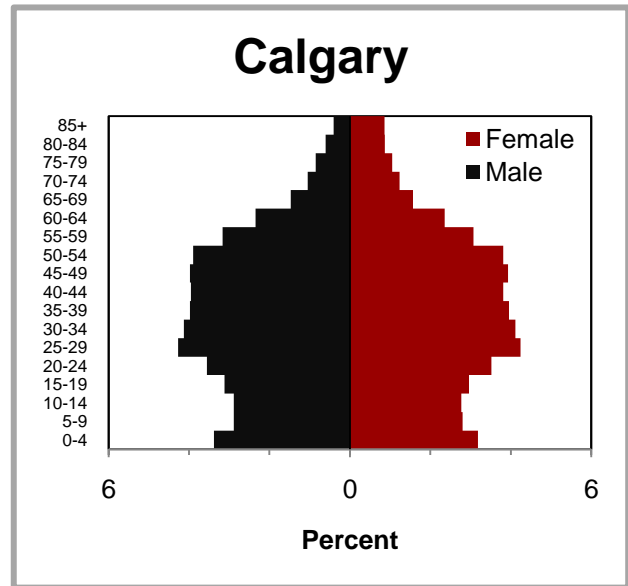
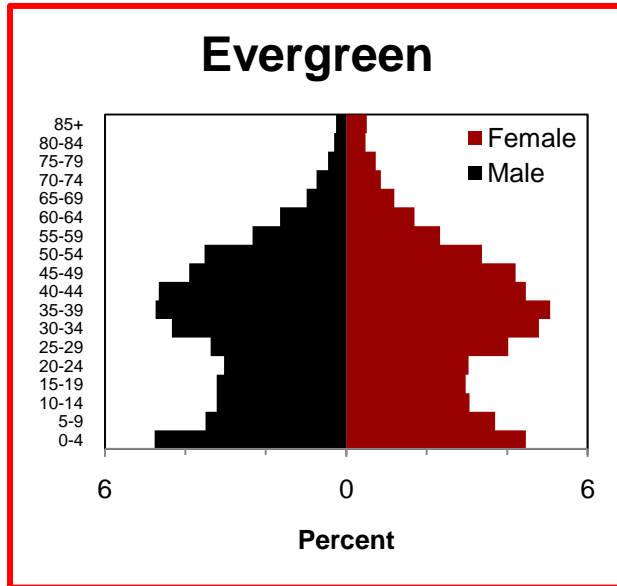
Source: Census of Canada, 2011

## Evergreen

Evergreen = ■ Calgary = ■

### 2011 Population (continued)

#### Population pyramid



Source: Census of Canada, 2011

### 2011 Census of Canada Family Information

#### Living arrangements

Evergreen		
	Number	Per cent
Persons in private households	19,550	100%
Not living in a census family	2,040	10%
<i>Living with relatives</i>	430	21%
<i>Living w/non-relatives</i>	535	26%
<i>Living alone</i>	1,075	53%
Living in a census family	17,510	90%

Calgary		
	Number	Per cent
Persons in private households	1,082,230	100%
Not living in a census family	203,895	19%
<i>Living with relatives</i>	27,930	14%
<i>Living w/non-relatives</i>	65,960	32%
<i>Living alone</i>	110,000	54%
Living in a census family	878,335	81%

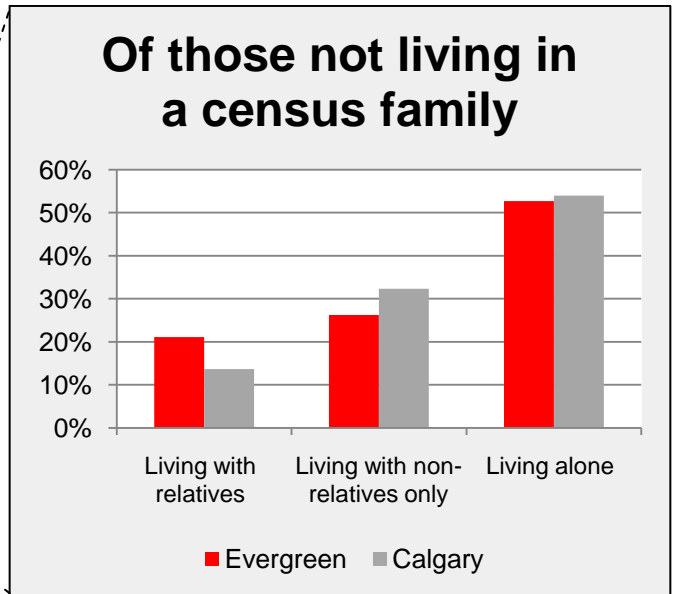
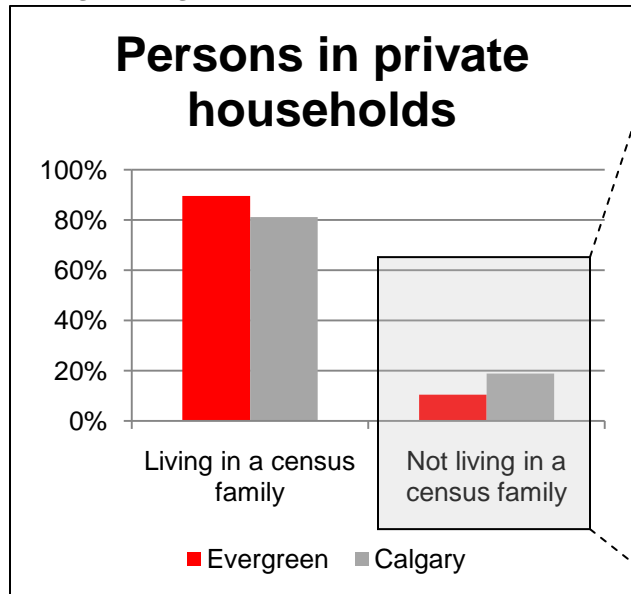
Source: Census of Canada, 2011

## Evergreen

Evergreen = ■ Calgary = ■

### Family Information (continued)

#### Living arrangements



Source: Census of Canada, 2011

#### Census families

Evergreen		
	Number	Per cent
<b>Census families</b>	<b>5,575</b>	<b>100%</b>
<b>Couple families</b>	<b>5,060</b>	<b>91%</b>
<i>W/out children at home</i>	1,715	34%
<i>With children at home</i>	3,340	66%
<b>Lone-parent families</b>	<b>520</b>	<b>9%</b>
<i>Female lone-parent</i>	425	82%
<i>Male lone-parent</i>	95	18%

Calgary		
	Number	Per cent
<b>Census families</b>	<b>296,430</b>	<b>100%</b>
<b>Couple families</b>	<b>253,360</b>	<b>85%</b>
<i>W/out children at home</i>	110,545	44%
<i>With children at home</i>	142,810	56%
<b>Lone-parent families</b>	<b>43,070</b>	<b>15%</b>
<i>Female lone-parent</i>	33,625	78%
<i>Male lone-parent</i>	9,450	22%

Source: Census of Canada, 2011

## Evergreen

Evergreen = ■ Calgary = ■

### Family Information (continued)

#### Family size

Evergreen		
	Number	Per cent
<b>Census families</b>	<b>5,580</b>	<b>100%</b>
Family size: 2 persons	2,030	36%
Family size: 3 persons	1,435	26%
Family size: 4 persons	1,575	28%
Family size: 5+ persons	540	10%

Source: Census of Canada, 2011

Calgary		
	Number	Per cent
<b>Census families</b>	<b>296,430</b>	<b>100%</b>
Family size: 2 persons	137,185	46%
Family size: 3 persons	67,795	23%
Family size: 4 persons	65,355	22%
Family size: 5+ persons	26,095	9%

#### Marital status

Evergreen		
	Number	Per cent
<b>Population aged 15+</b>	<b>15,250</b>	<b>100%</b>
<b>Married/common-law</b>	<b>10,330</b>	<b>68%</b>
<i>Married</i>	9,330	90%
<i>Common-law</i>	1,000	10%
<b>Not living with spouse or common-law partner</b>	<b>4,920</b>	<b>32%</b>
<i>Single</i>	3,620	74%
<i>Separated</i>	270	5%
<i>Divorced</i>	590	12%
<i>Widowed</i>	440	9%

Source: Census of Canada, 2011

Calgary		
	Number	Per cent
<b>Population aged 15+</b>	<b>900,415</b>	<b>100%</b>
<b>Married/common-law</b>	<b>520,395</b>	<b>58%</b>
<i>Married</i>	445,155	86%
<i>Common-law</i>	75,240	14%
<b>Not living with spouse or common-law partner</b>	<b>380,020</b>	<b>42%</b>
<i>Single</i>	265,405	70%
<i>Separated</i>	21,400	6%
<i>Divorced</i>	57,735	15%
<i>Widowed</i>	35,480	9%



## Evergreen

Evergreen = ■ Calgary = ■

### Family Information (continued)

#### Children living at home

Evergreen		
	Number	Per cent
<b>Children in census families in private households</b>	<b>6,875</b>	<b>100%</b>
Under 6 years of age	2,150	31%
6 – 14 years	2,315	34%
15 – 17 years	715	10%
18 – 24 years	1,295	19%
25 years and over	400	6%

Source: Census of Canada, 2011

Calgary		
	Number	Per cent
<b>Children in census families in private households</b>	<b>328,550</b>	<b>100%</b>
Under 6 years of age	84,440	26%
6 – 14 years	110,390	34%
15 – 17 years	37,905	11%
18 – 24 years	65,425	20%
25 years and over	30,390	9%

### 2011 Census of Canada Seniors Information

#### Population 65 years and over

Evergreen		
	Number	Per cent
<b>Total population</b>	<b>19,730</b>	<b>100%</b>
<b>Population up to 64 years</b>	<b>18,445</b>	<b>93%</b>
<b>Population 65 years and over</b>	<b>1,285</b>	<b>7%</b>
65 – 69 years	430	33%
70 – 74 years	310	24%
75 – 79 years	240	19%
80 – 84 years	155	12%
85 years and over	150	12%

Source: Census of Canada, 2011

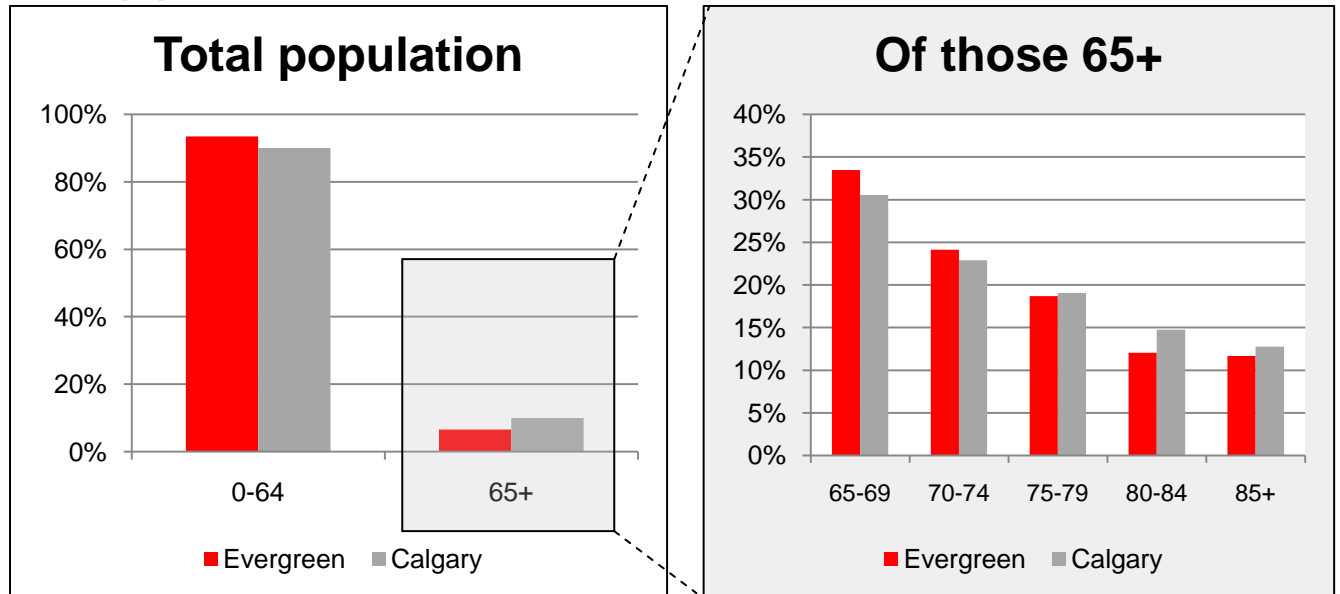
Calgary		
	Number	Per cent
<b>Total population</b>	<b>1,096,830</b>	<b>100%</b>
<b>Population up to 64 years</b>	<b>987,645</b>	<b>90%</b>
<b>Population 65 years and over</b>	<b>109,185</b>	<b>10%</b>
65 – 69 years	33,370	31%
70 – 74 years	24,990	23%
75 – 79 years	20,815	19%
80 – 84 years	16,085	15%
85 years and over	13,925	13%

## Evergreen

Evergreen = ■ Calgary = ■

### Seniors Information (continued)

#### Seniors population



Source: Census of Canada, 2011

#### Persons 65 years and older in private households by living arrangements

Evergreen		
	Number	Per cent
<b>Persons 65 years and over</b>	<b>1,130</b>	<b>100%</b>
<b>Not living in a census family</b>	<b>330</b>	<b>29%</b>
<i>Living with relatives</i>	110	33%
<i>Living w/non-relatives</i>	15	5%
<b><i>Living alone*</i></b>	<b>210</b>	<b>64%</b>
<b>Living in a census family</b>	<b>795</b>	<b>70%</b>

Calgary		
	Number	Per cent
<b>Persons 65 years and over</b>	<b>99,830</b>	<b>100%</b>
<b>Not living in a census family</b>	<b>32,785</b>	<b>33%</b>
<i>Living with relatives</i>	5,850	18%
<i>Living w/non-relatives</i>	2,170	7%
<b><i>Living alone*</i></b>	<b>24,760</b>	<b>75%</b>
<b>Living in a census family</b>	<b>67,050</b>	<b>67%</b>

Source: Census of Canada, 2011

\* **Indicator of social isolation**

## Evergreen

Evergreen = ■ Calgary = ■

### 2011 Census of Canada Dwellings

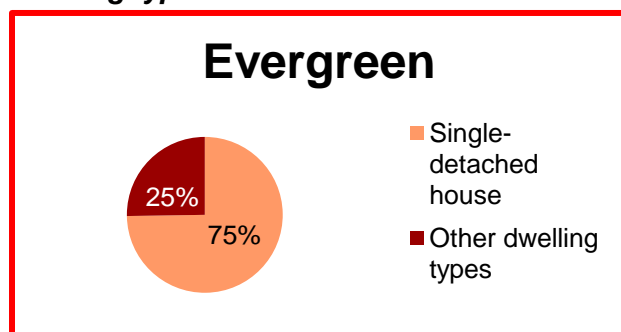
#### Occupied private dwellings by structural type

Evergreen		
	Number	Per cent
<b>Total occupied private dwellings</b>	<b>6,695</b>	<b>100%</b>
<b>Single-detached house</b>	<b>5,005</b>	<b>75%</b>
<b>Semi-detached house or duplex</b>	<b>465</b>	<b>7%</b>
<i>Semi-detached</i>	345	74%
<i>Duplex</i>	120	26%
<b>Row house</b>	<b>490</b>	<b>7%</b>
<b>Apartment</b>	<b>730</b>	<b>11%</b>
<i>Less than 5 storeys</i>	730	100%
<i>5 storeys or more</i>	0	0%
<b>Other dwelling</b>	<b>5</b>	<b>0%</b>

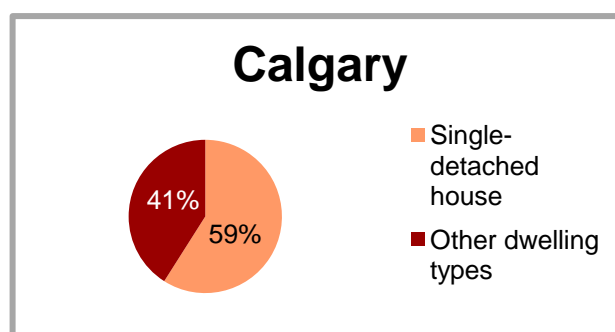
Calgary		
	Number	Per cent
<b>Total occupied private dwellings</b>	<b>423,420</b>	<b>100%</b>
<b>Single-detached house</b>	<b>248,755</b>	<b>59%</b>
<b>Semi-detached house or duplex</b>	<b>42,150</b>	<b>10%</b>
<i>Semi-detached</i>	25,495	60%
<i>Duplex</i>	16,655	40%
<b>Row house</b>	<b>37,400</b>	<b>9%</b>
<b>Apartment</b>	<b>93,020</b>	<b>22%</b>
<i>Less than 5 storeys</i>	63,535	68%
<i>5 storeys or more</i>	29,485	32%
<b>Other dwelling</b>	<b>2,090</b>	<b>0%</b>

Source: Census of Canada, 2011

#### Dwelling types



Source: Census of Canada, 2011



## Evergreen

Evergreen = ■ Calgary = ■

### 2011 Census of Canada Languages

#### Knowledge of official languages

Evergreen		
	Number	Per cent
<b>Population excluding institutional residents</b>	<b>19,650</b>	<b>100%</b>
English	18,055	92%
French	25	0%
English and French	1,220	6%
<b>Neither English nor French*</b>	<b>345</b>	<b>2%</b>

Calgary		
	Number	Per cent
<b>Population excluding institutional residents</b>	<b>1,087,405</b>	<b>100%</b>
English	979,520	90%
French	1,005	0%
English and French	81,455	8%
<b>Neither English nor French*</b>	<b>25,425</b>	<b>2%</b>

Source: Census of Canada, 2011

*\*Indicator of social isolation*

#### Language spoken most often at home

Evergreen		
	Number	Per cent
<b>Population excluding institutional residents</b>	<b>19,650</b>	<b>100%</b>
English	13,755	70%
French	60	0%
<b>Non-official language</b>	<b>4,520</b>	<b>23%</b>
<i>Top 5</i>		
Tagalog	660	15%
Spanish	615	14%
Russian	510	11%
Chinese, n.o.s.	450	10%
Mandarin	375	8%
<b>Multiple languages</b>	<b>1,310</b>	<b>7%</b>

Calgary		
	Number	Per cent
<b>Population excluding institutional residents</b>	<b>1,087,400</b>	<b>100%</b>
English	857,565	79%
French	6,730	1%
<b>Non-official language</b>	<b>173,595</b>	<b>16%</b>
<i>Top 5</i>		
Panjabi	21,370	12%
Chinese, n.o.s.	17,690	10%
Tagalog	14,510	8%
Cantonese	14,400	8%
Spanish	14,285	8%
<b>Multiple languages</b>	<b>49,510</b>	<b>5%</b>

Source: Census of Canada, 2011

n.o.s. = not otherwise specified

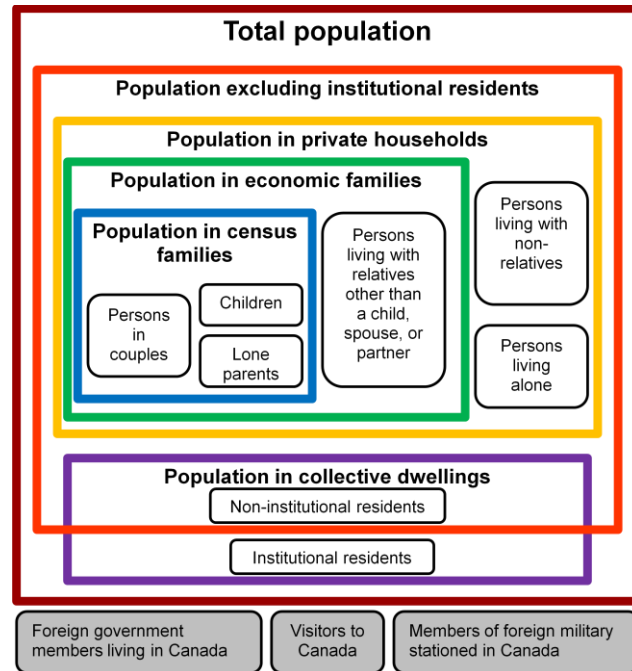
For additional information and results from the Census of Canada, please visit [statcan.gc.ca](http://statcan.gc.ca).

### Notes

Each item in this document starts from a particular population. Some items relate to the total population and some to a subset. For example, the “Number of Persons by Age and Sex” table refers to the total population whereas the “Living Arrangements” table refers only to the population in private households. The relationship between the populations is illustrated (right) and terms related to the different populations can be found in the glossary.

Throughout this document, the population is identified and the full population figure is provided as the first row of the related table.

In both the original data from Statistics Canada and in the compilation of this document, total values may not match the individual values since totals and sub-totals are independently rounded. Similarly, percentages, which are calculated on rounded data, may not necessarily add up to 100%.



**Populations (adapted from Statistics Canada 2011 Census Dictionary, 98-301-X2011001)**

### Data Quality

Two data sources were used to compile the Part A - Demographics community profiles: the 2014 Calgary Civic Census and the 2011 Census of Canada. The data quality of each source is discussed below.

#### 2014 Calgary Civic Census

Calgary conducts an annual official count of dwelling units and population that lives in those units through door to door physical collection. This count of dwellings and residents may also include enumeration and other supplementary questions. The 2014 Calgary Civic Census day was April 1.

#### 2011 Census of Canada

A different methodology was used for the 2011 Census of Canada than in previous years. Prior to 2011, the Census consisted of a mandatory short- and long-form questionnaire. In 2011, the Census of Canada was collected through only a mandatory short-form census questionnaire. Information previously collected in the mandatory long-form census was collected in 2011 through the voluntary National Household Survey (NHS). The results of the Census of Canada

## Part A – Demographics

are highly reliable but this change in methodology has implications for the type and quality of information available through the NHS. These implications will be discussed in *Part B – Community Character* profile. The 2011 Census of Canada reference day was May 10.

### Data sources summary

	Calgary Civic Census	Census of Canada	National Household Survey
Frequency	Annual	Every five years	Initial collection
Current year	2014	2011	2011
Administrator	The City of Calgary	Statistics Canada	Statistics Canada
Current year data collected	Standard questions: <ul style="list-style-type: none"> <li>Population</li> <li>Number and type of dwellings</li> </ul> Additional questions: <ul style="list-style-type: none"> <li>Age and sex (every 2-3 years)</li> <li>Transportation survey (every 5 years)</li> <li>Mode of transportation (every 3 years)</li> </ul>	Short-form fields: <ul style="list-style-type: none"> <li>Population</li> <li>Number and type of dwellings</li> <li>Basic demographics (including age, and sex)</li> <li>Marital status</li> <li>Language</li> <li>Families and households</li> </ul>	NHS fields: <ul style="list-style-type: none"> <li>Activity limitations</li> <li>Ethnic diversity and immigration</li> <li>Aboriginal Peoples</li> <li>Mobility and migration</li> <li>Education</li> <li>Labour, place of work and commuting to work</li> <li>Income and earnings</li> <li>Housing and shelter costs</li> </ul>
Not collected in current year	<ul style="list-style-type: none"> <li>Dogs and cats (occasional)</li> <li>Number of employed (every 5 years)</li> </ul>		
Included in Part A – Demographics?	Yes	Yes	No
Included in Part B – Community Character?	No	No	Yes

In 2011, the short-form questionnaire remained mandatory and contained the same eight questions as in previous years, with the addition of two language questions. As such it is possible to make historical comparisons between most variables from the 2011 Census and previous short-form census data. However, there are some restrictions when making comparisons:

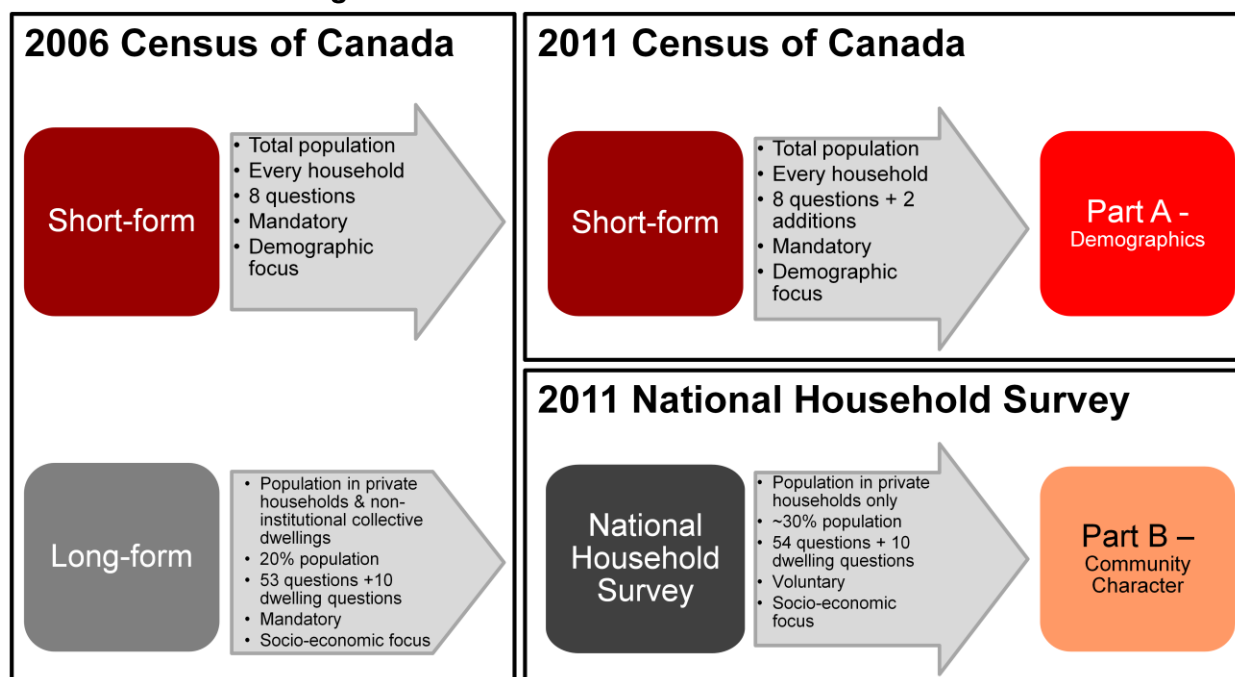
- The definitions of specific variables can change over time and should be reviewed.
- Statistics Canada advises caution when comparing the 2011 Census language data with that of previous Censuses because changes in response patterns to mother tongue and home language have been observed. These changes may be related to modifications made in the placement and context of these questions in the survey.

## Part A – Demographics

- In some cases major changes to a geographical boundary (for example 2006 and 2013 Ward boundaries) may mean that direct comparisons over time are not possible. This is also true for the Calgary Civic Census.

The diagram below shows an overview of the changes to the Census of Canada and links each dataset with the associated community profile.

### Census of Canada changes



## Sources

### Community Profile: Part A – Demographics Sources

Name	Year	Administrator	Source
Calgary Civic Census	2014	The City of Calgary	2014 Civic Census Results
Census of Canada	2011	Statistics Canada	Semi-Custom Profile, for Custom Geography (Cluster 1), 2011 Census
Census of Canada	2011	Statistics Canada	Census Profile – Age, Sex, Marital Status, Families, Households, Dwellings and Language for Canada, Provinces, Territories, Census Divisions and Census Subdivisions, 2011 Census.

### Glossary

Unless otherwise noted, the definitions in this glossary are adapted from Statistics Canada Census Dictionary, [98-301-X2011001](#).

<b>Census family</b>	Refers to a married couple (with or without children), a common-law couple (with or without children), or a lone parent family. A couple may be of same or opposite sex.
<b>Children living at home</b>	Refers to blood, step, or adopted sons and daughters (regardless of age or marital status) who are living in the same dwelling as their parent(s), as well as grandchildren in households where there are no parents present. Sons and daughters who are living with their married spouse or common-law partner, or with one or more of their own children, are not considered to be members of the census family of their parent(s), even if they are living in the same dwelling. Sons or daughters who do not live in the same dwelling as their parent(s) are not considered members of the census family of their parents. Excludes foster children.
<b>City of Calgary</b>	Refers to the Calgary census subdivision (CSD), as defined by Statistics Canada.
<b>Collective dwelling</b>	Refers to a dwelling of a commercial, institutional or communal nature. Examples of institutional and non-institutional collective dwellings are given below.
<b>Collective dwelling, institutional</b>	Includes hospitals, nursing homes, group homes, shelters, jails and correctional facilities.
<b>Collective dwelling, non-institutional</b>	Includes residences for senior citizens, staff residences, lodging and rooming houses, hotels, motels, tourist establishments, campgrounds, school residences, work camps, religious establishments, and military bases.
<b>Collective household</b>	Refers to a person or a group of persons who occupy a collective dwelling.



### ***Dwelling (2011 Census of Canada)***

Refers to a set of living quarters in which a person or a group of persons reside or could reside.

Structure types include:

- **Apartment, less than five storeys:** Refers to a dwelling unit in a building that has fewer than five storeys.
- **Apartment, five or more storeys:** Refers to a dwelling unit in a high-rise apartment building which has five or more storeys.
- **Duplex:** Refers to one of two dwellings, located one above the other, may or more be attached to other dwellings or buildings.
- **Other dwelling:** Includes mobile homes, movable dwellings, and other dwellings not included elsewhere.
- **Row house:** One of three or more dwellings joined side by side (or occasionally side to back), such as a townhouse or garden home, but not having any other dwellings either above or below.
- **Semi-detached house:** Refers to one of two dwellings attached side by side (or back to back) to each other, but not attached to any other dwelling or structure (except its own garage or shed). A semi-detached dwelling has no dwellings either above or below it, and the two units have open space on all sides.
- **Single-detached house:** A single dwelling not attached to any other dwelling or structure (except its own garage or shed). A single-detached house has open space on all sides, and no dwellings either above it or below it.

### ***Dwelling (2014 Calgary Civic Census)***

A self contained unit with full cooking, sleeping and sanitary facilities which are not part of an institution.

Structure types include, but are not limited to:

- **Apartment:** a structure originally designed and built to contain at least three dwelling units on three or more levels.
- **Converted structure:** The additional dwelling unit in a structure that contains more units than the building was originally designed and built to contain.
- **Duplex:** A structure originally designed and built to contain two dwelling units, either side-by-side or one above the other.
- **Single family dwelling:** A structure originally designed and built to contain a single dwelling unit.
- **Townhouse:** A structure originally designed and built to contain three or more attached or semi-detached dwelling units.

Adapted from [2014 Civic Census Results](#), Calgary.

<b>Geographic boundaries</b>	Ward boundaries change regularly. While the number of wards remains relatively static, the geographic area they represent does not. As such, comparisons should not be drawn between wards over time. For the 2011 Census of Canada, 2013 boundaries were used for wards and communities. For the 2014 Calgary Civic Census, 2014 boundaries were used for wards and communities. The boundary differences between the two years are minimal (The City of Calgary, 2014).
<b>Household</b>	Refers to a person or group of persons who occupy the same dwelling and do not have a usual place of residence elsewhere in Canada. It may consist of a census family, with or without other persons, of two or more families sharing a dwelling, of a group of unrelated persons, or of one person living alone. Every person is a member of one and only one household.
<b>Household size</b>	Refers to the number of persons occupying a private dwelling.
<b>Knowledge of official languages</b>	Refers to whether a person has the ability to conduct a conversation in English only, in French only, in both English and French, or in neither English nor French.
<b>Language spoken most often at home</b>	Refers to the language spoken most often at home by the individual.
<b>Lone parent</b>	Refers to mothers or fathers, with no married spouse or common-law partner present, living in a dwelling with one or more children.
<b>Marital status</b>	<p>Refers to the marital status of the person, taking into account his/her common-law status. Possible marital statuses are:</p> <ul style="list-style-type: none"><li>• <b>Common-law:</b> Refers to a person who is living with another person as a couple but who is not legally married to that person. Includes persons living with same and opposite sex partners.</li><li>• <b>Divorced:</b> Refers to a person who has obtained a legal divorce and who has not remarried. Persons living common-law are not included in this category.</li><li>• <b>Married:</b> Refers to a person who is legally married and has not separated or obtained a divorce, and whose spouse is living. Includes persons married to same and opposite sex spouses.</li><li>• <b>Separated:</b> Refers to a person who is married but who no longer lives with his/her spouse (for any reason other than illness, work or school) and who has not obtained a divorce. Persons living common-law are not included in this category.</li><li>• <b>Single:</b> A person who has never married or a person whose marriage has been annulled and who has not remarried. Persons living common-law are not included in this category.</li><li>• <b>Widowed:</b> A person who has lost his/her spouse through death and who has not remarried. Persons living common-law are not included in this category.</li></ul>

**Persons not in census families** Refers to persons who are not married, living with a partner, or living with a child. Includes persons living with relatives other than their spouse, partner, or child, persons living with non-relatives, persons living alone, and persons living in collective dwellings.

**Private dwelling** Refers to a separate set of living quarters with a private entrance either from outside or from a common hall, lobby, vestibule or stairway inside the building. The entrance to the dwelling must be one that can be used without passing through the living quarters of someone else.

**Private household** Refers to a person or a group of persons who occupy a private dwelling.

**Total population** Includes Canadian citizens and landed immigrants whose usual place of residence is Canada. Also includes refugee claimants, holders of work and study permits, Canadian citizens and landed immigrants at sea or in port aboard merchant or government vessels, and Canadian citizens away from Canada on military or diplomatic business. Total population excludes government representatives and military members of other countries and residents of other countries visiting Canada.



# Evergreen

Evergreen = ■ Calgary = ■

### Evergreen Map

