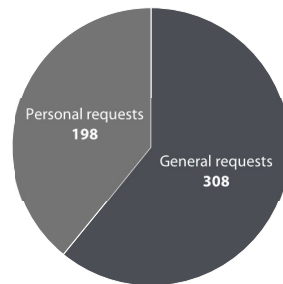


Statistics for Q1-Q4 2023

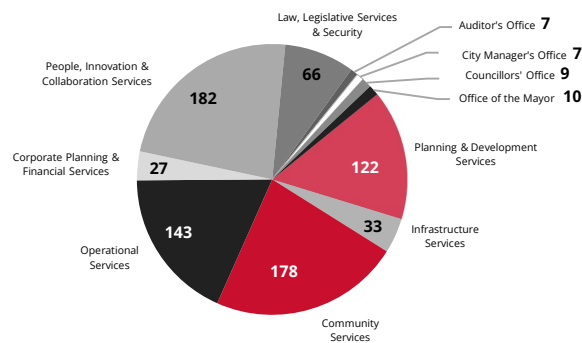
Freedom of Information and Protection of Privacy Act (FOIP)

Access to information requests received by City Clerk's Access and Privacy

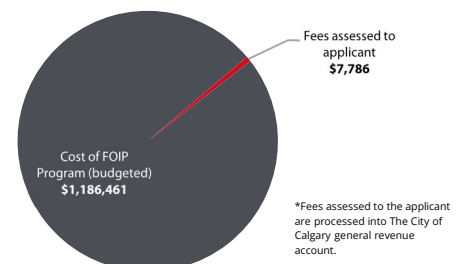


Total requests 506

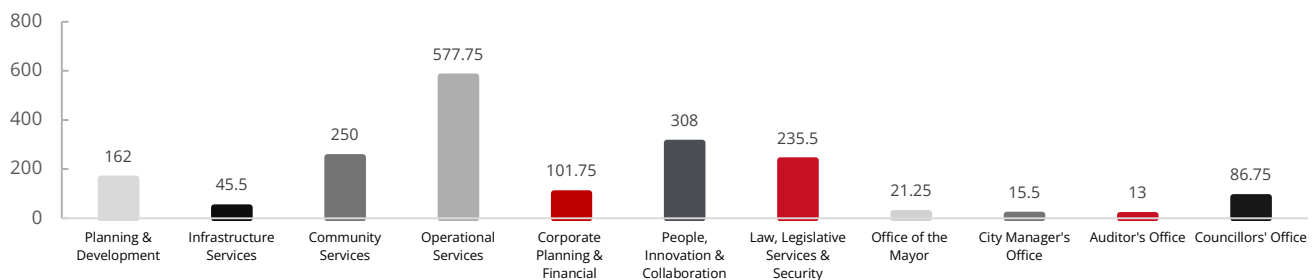
Number of access to information requests by department



Operational cost of City Clerk's Access and Privacy



Hours per access to information request by department



Access to information requests by applicant source type

	Academia	Business	Lawyer	Media	Officials	Organization Interest Group	Personal	Public	TOTAL
Total	2	142	14	10	1	10	173	154	506