



2022 Satisfaction with City Programs and Services

By Ward



Calgary Fire Department



Calgary's Pathway System



Protection From River Flooding



Disaster Planning and Response



Residential Blue Cart Service



The Quality of Drinking Water



Calgary's Parks, Playgrounds and Other Open Spaces



Residential Green Cart Service



Animal Control Services
For stray animals and pet licensing

City Wide	98%	93%	93%	93%	93%	93%	93%	92%	91%
Ward 1	99%	91%	92%	92%	91%	95%	100%↑	86%	93%
Ward 2	100%	96%	95%	92%	95%	93%	91%	98%↑	93%
Ward 3	96%	94%	98%	95%	95%	87%	94%	93%	90%
Ward 4	96%	90%	94%	91%	93%	87%↓	93%	91%	87%
Ward 5	96%	88%	94%	87%↓	90%	91%	95%	86%	89%
Ward 6	99%	93%	96%	98%	98%	95%	92%	86%↓	91%
Ward 7	98%	94%	96%	95%	93%	91%	93%	97%	93%
Ward 8	98%	96%	98%	97%	93%	98%	91%	94%	96%
Ward 9	97%	93%	89%	88%	90%	93%	95%	91%	91%
Ward 10	96%	95%	88%	90%	91%	95%	92%	91%	89%
Ward 11	98%	93%	87%↓	93%	92%	96%	85%↓	92%	94%
Ward 12	97%	92%	94%	94%	93%	92%	95%	94%	86%
Ward 13	97%	95%	93%	97%	95%	89%	94%	94%	93%
Ward 14	99%	97%	93%	95%	92%	96%	91%	92%	90%

↑ Statistically higher than City Wide ↓ Statistically lower than City Wide



2022 Satisfaction with City Programs and Services (continued)

By Ward



Spring Road Cleaning



Residential Garbage Collection Service



City Operated Recreation FACILITIES
Such as pools, leisure centres & golf courses



311 Service



Business Licenses and Inspections



Support for Arts and Culture, including festivals



Community Services
Such as support for community associations & not-for profit groups



City Operated Recreation PROGRAMS
Such as swimming lessons

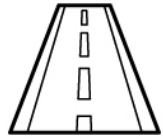
City Wide	90%	90%	89%	89%	88%	87%	87%	87%
Ward 1	90%	90%	90%	88%	83%	88%	77%↓	89%
Ward 2	88%	90%	92%	94%	87%	90%	87%	84%
Ward 3	89%	92%	83%	93%	96%↑	87%	90%	84%
Ward 4	90%	85%	95%	86%	83%	88%	85%	91%
Ward 5	80%↓	80%↓	91%	86%	90%	88%	94%	86%
Ward 6	92%	93%	89%	89%	94%	87%	87%	91%
Ward 7	97%	96%	94%	88%	90%	85%	83%	88%
Ward 8	95%	93%	89%	90%	84%	93%	87%	87%
Ward 9	94%	88%	86%	84%	85%	82%	85%	83%
Ward 10	90%	90%	90%	86%	89%	84%	86%	87%
Ward 11	91%	90%	86%	88%	83%	88%	86%	88%
Ward 12	88%	88%	87%	89%	89%	92%	88%	81%
Ward 13	94%	95%	90%	90%	87%	88%	88%	86%
Ward 14	88%	82%↓	88%	94%	93%	83%	92%	85%

↑ Statistically higher than City Wide ↓ Statistically lower than City Wide



2022 Satisfaction with City Programs and Services (continued)

By Ward



City Operated Roads and Infrastructure



Bylaw Services
For things such as noise complaints, fire pits and weeds



Development and Building Inspections and Permits



Calgary Police Service



9-1-1



City of Calgary Website



Social Services
for individuals such as seniors or youth



Transportation Planning



Traffic Flow Management

City Wide	85%	84%	83%	82%	82%	82%	80%	80%	75%
Ward 1	82%	91%	76%	77%	79%	77%	76%	70%↓	72%
Ward 2	85%	82%	73%↓	90%	89%	77%	79%	83%	81%
Ward 3	85%	81%	87%	87%	86%	84%	80%	82%	71%
Ward 4	76%↓	81%	90%	78%	80%	84%	81%	72%	65%↓
Ward 5	83%	88%	89%	80%	90%	87%	73%	86%	80%
Ward 6	90%	81%	92%↑	76%	83%	89%	86%	83%	72%
Ward 7	89%	89%	75%	82%	89%	86%	75%	80%	80%
Ward 8	89%	85%	76%	80%	79%	78%	84%	79%	73%
Ward 9	85%	79%	78%	77%	81%	76%	72%	76%	74%
Ward 10	80%	82%	77%	81%	74%↓	85%	80%	86%	79%
Ward 11	84%	87%	82%	84%	79%	78%	83%	78%	76%
Ward 12	86%	88%	87%	87%	80%	80%	82%	81%	72%
Ward 13	85%	77%	91%↑	88%	80%	87%	82%	90%↑	81%
Ward 14	86%	88%	83%	88%	83%	82%	84%	71%	77%

↑ Statistically higher than City Wide ↓ Statistically lower than City Wide



2021 Satisfaction with City Programs and Services (continued)

By Ward




Snow Removal



City Land Use Planning



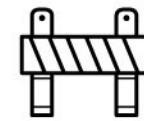
Property Tax Assessment



Calgary Transit including bus and CTrain service



City Growth Management



Road Maintenance including pothole repairs



Downtown Revitalization



On-Street Bikeways



Affordable Housing for low-income families

City Wide	74%	74%	73%	72%	72%	70%	67%	66%	54%
Ward 1	73%	72%	66%	67%	75%	74%	61%	64%	54%
Ward 2	81%	72%	67%	71%	74%	66%	69%	69%	53%
Ward 3	65%	75%	79%	74%	89%↑	69%	74%	63%	66%↑
Ward 4	70%	79%	77%	64%	65%	64%	68%	56%	58%
Ward 5	64%	67%	70%	88%↑	78%	56%↓	75%	74%	50%
Ward 6	78%	76%	66%	78%	61%↓	80%↑	67%	70%	59%
Ward 7	78%	65%	80%	68%	58%↓	77%	64%	71%	43%
Ward 8	87%↑	66%	81%	70%	60%↓	71%	63%	73%	51%
Ward 9	79%	67%	72%	61%↓	77%	77%	69%	52%↓	38%↓
Ward 10	67%	78%	69%	85%↑	85%↑	70%	73%	68%	61%
Ward 11	71%	67%	76%	72%	63%	70%	59%	59%	54%
Ward 12	71%	81%	67%	71%	76%	59%↓	53%↓	61%	55%
Ward 13	74%	81%	72%	67%	69%	69%	72%	66%	56%
Ward 14	77%	86%↑	74%	71%	77%	74%	74%	79%↑	56%

↑ Statistically higher than City Wide ↓ Statistically lower than City Wide