

Labour Market Review

Patrick Walters, City Economist | Estella Scruggs, Corporate Research Analyst

April 9, 2013

Calgary Unemployment rate unchanged from 2012

The Canadian labour market lost 55,000 jobs in March 2013, on a month-over-month basis:

- In March 2013, total employment in the Calgary Economic Region (CER) was estimated at 820,100, down from 822,100 in March 2012. Job creation in the CER has been on a declining trend since July 2012.
- The job losses in Canada were all in full-time employment (-54,000). The number of persons unemployed increased by 42,100 and the unemployment rate rose to 7.2 per cent in March 2013, up from 7.0 per cent from the previous month.
- Alberta's unemployment rate remained unchanged in March 2013 from the previous month but down from 4.9 per cent a year ago. The number of unemployed was estimated at 103,000 in March 2013, down from 110,300 for the same period 2012.

According to the unadjusted 3-month-moving-average data, the following were the year-over-year changes in the CER in March 2013:

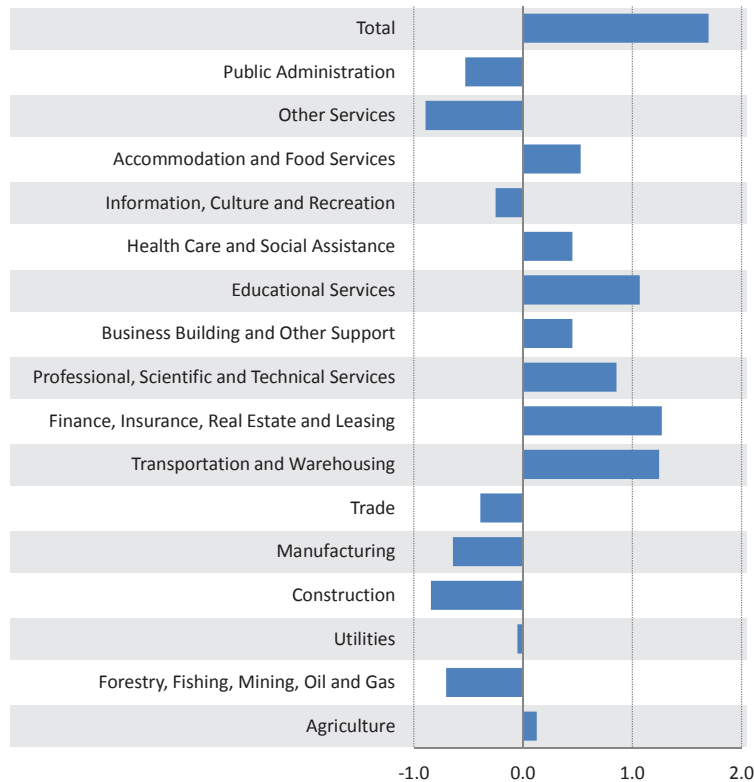
- Total employment increased by 13,300. Jobs were created mainly in finance, insurance, real estate and leasing (10,100) and

transportation and warehousing (9,900). Job losses were mostly in other services (-7,100) and construction (-6,700).

- The unemployment rate in March 2013 was 5.1 per cent, unchanged from the same month 2012.
- The average hourly wage rate was \$29.25, up by 7.7 per cent from the same time 2012.
- There were 9,400 persons in the Calgary Census Metropolitan Area receiving regular insurance benefits in January 2013, down from 9,640 in January 2012.
- Total employment grew on an annual basis by 1.7 per cent in March 2013 over March 2012. Finance, insurance and real estate and leasing contributed 1.3 per cent and transportation and warehousing added 1.2 per cent to the overall job creation rate. Meanwhile, construction (-0.8 per cent), forestry, fishing, mining, oil and gas (-0.7 per cent) and manufacturing (-0.6 per cent) subtracted from growth.

Next update: May 10, 2013

Calgary Economic Region Job Growth - Contribution
(March 2013, per cent)



Source: Statistics Canada, Corporate Economics, April 2013

Labour Force Statistics

Economic Regions (Seasonally Adjusted 3-Month-Moving-Average)

	Description	Mar-13	Feb-13	Mar-12	Annual Change
Calgary	Working Age Population ('000)	1,161.3	1,158.0	1,124.4	36.9
	Labour Force ('000)	862.2	864.8	847.7	14.5
	Labour Force Participation Rate (%)	73.6	73.9	75.0	(1.4)
	Employment ('000)	820.1	822.1	806.6	13.5
	Employment Rate (%)	70.5	70.9	71.6	(1.1)
	Unemployment ('000)	42.2	42.0	42.4	(0.1)
	Unemployment Rate (%)	4.9	5.0	4.9	(0.0)
	Edmonton	Working Age Population ('000)	1,048.6	1,045.6	1,013.0
Labour Force ('000)		761.5	764.2	739.1	22.4
Labour Force Participation Rate (%)		72.5	73.0	72.9	(0.4)
Employment ('000)		730.3	732.3	699.8	30.5
Employment Rate (%)		69.5	69.9	69.0	0.5
Unemployment ('000)		32.1	32.4	40.0	(7.9)
Alberta	Working Age Population ('000)	3,130.0	3,121.7	3,039.0	91.0
	Labour Force ('000)	2,281.3	2,277.8	2,244.3	37.0
	Labour Force Participation Rate (%)	72.9	73.0	73.8	(0.9)
	Employment ('000)	2,187.0	2,184.6	2,142.0	45.0
	Employment Rate (%)	69.8	70.0	70.4	(0.6)
	Unemployment ('000)	103.0	101.7	110.3	(7.4)
Unemployment Rate (%)	4.5	4.5	4.9	(0.4)	

Source: Statistics Canada, seasonally adjusted by Corporate Economics, April 2013

Labour Market Review

Patrick Walters, City Economist | Estella Scruggs, Corporate Research Analyst

April 9, 2013

Who We Are

Corporate Economics provides services in four areas: forecasting, information provision, policy analysis and consulting. We also monitor the current economic trends which allows us to develop unique insights on how external events are impacting the local economy and the Municipal government. We are experienced at researching different economic topics and developed reliable methods of forecasting and analysis.


For more information, please contact:

Patrick Walters
403.268.1335 or patrick.walters@calgary.ca

Estella Scruggs
403.268.5556 or estella.scruggs@calgary.ca


Many of our publications are available on the internet at www.calgary.ca/economy.

Forecasting



- ▶ Calgary & Region Economic Outlook
- ▶ Energy Reports on Natural Gas and Crude Oil

Information Provision



- ▶ Labour Market Review
- ▶ Inflation Review
- ▶ Current Economic Analysis
- ▶ Construction Inflation

Policy Analysis



- ▶ A Case of Fiscal Imbalance: The Calgary Experience
- ▶ Diesel Fuel Price Pass-Through in Calgary
- ▶ Calgary Residential and Commercial Real Estate Markets

Corporate Research Analyst: Estella Scruggs

The City of Calgary provides this information in good faith. However, the aforementioned organization makes no representation, warranty or condition, statutory express or implied, takes no responsibility for any errors and omissions which may contained herein and accepts no liability for any loss arising from any use or reliance on this report.

Source: Statistics Canada and Corporate Economics