

Labour Market Review

Ivy Zhang, Senior Corporate Economist | Estella Scruggs, Corporate Research Analyst

February 5, 2016

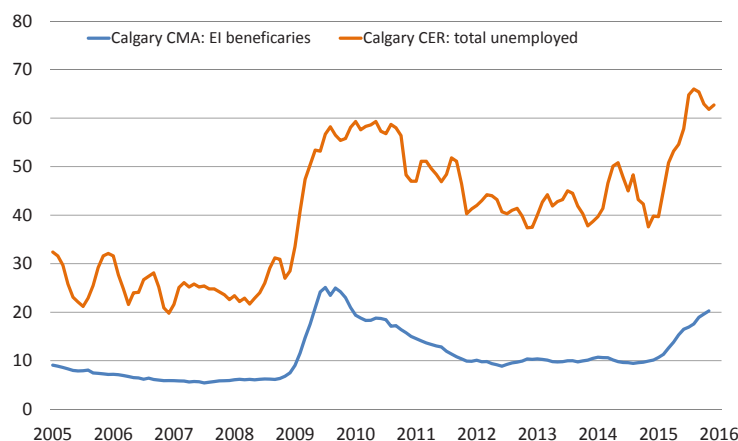
Highlights: The seasonally unadjusted 3-month-moving-average for the Calgary Economic Region (CER) in January 2016 shows the following:

- From December 2015 to January 2016, total employment decreased by 5,600 positions, 1,900 in full-time and 3,800 in part-time. The unemployment rate was 7.6 per cent in the CER, compared to 7.0 per cent in Alberta and 6.9 per cent in Canada. This is the first time since March 2001 that Calgary's unemployment rate was higher than most of the Economic Regions.
- From January 2015 to January 2016, total employment decreased by 19,400. Full-time job losses (-36,600) were partially offset by gains in part-time (+17,300). Total EI beneficiaries in Calgary CMA increased to 20,270 persons in November 2015, more than double the number a year ago (Chart 1).
- Calgary's average hourly wage rate¹ was \$30.18 per hour, up from \$29.75 in January 2015. The wage inflation rate in January 2016 was 1.4 per cent, compared to 4.8 per cent for the same time last year (Chart 2).

Since the start of this oil price driven downturn in Alberta, many Calgarians were laid off from their previous jobs. By January this year, 69,800 persons in the region were without jobs and actively looking for employment. The qualifications for EI eligibility were set relatively high because of historically low unemployment rates and this resulted in only one third of these unemployed being eligible for EI benefits. Without relaxing EI application rules, many people would never be qualified for EI and some of the current EI recipients will soon run out of benefits.

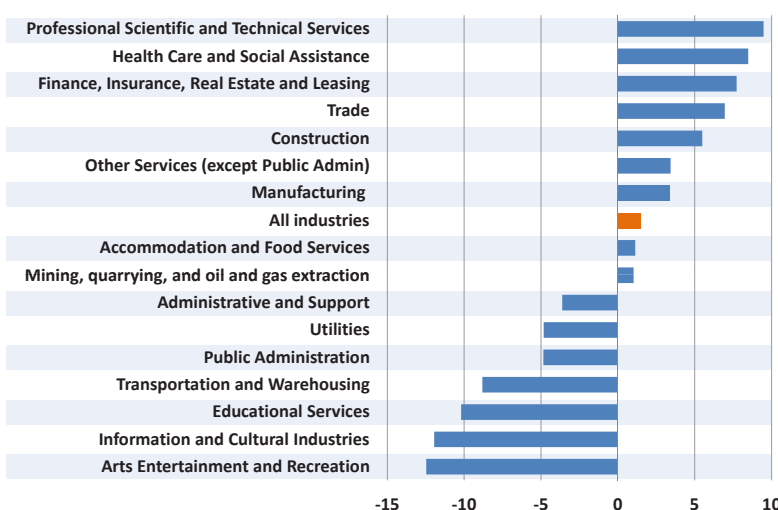
As recent job cuts led to lower total employment, wage rates were still increasing in many industries. The most wage gains were seen in Professional, scientific and technical services (9.5 per cent), and Health care and social service (8.5 per cent), indicating employers' intention to retain highly skilled employees.

Chart 1: Total unemployed vs. EI beneficiaries
(thousands of persons)



Sources: Statistics Canada, Corporate Economics, February 2016

Chart 2: Hourly wage rate change by industry, January 2016
(year-over-year, percentage change)



Sources: Statistics Canada, Corporate Economics, February 2016

Next update: March 11, 2016

Labour Force Statistics

(Seasonally unadjusted 3-month-moving-average)

CALGARY ECONOMIC REGION	Description	Jan-16	Dec-15	Jan-15	Annual Change
	Working Age Population ('000)	1,279.6	1,277.9	1,248.6	31.0
	Labour Force ('000)	921.5	920.1	910.8	10.7
	Labour Force Participation Rate (%)	72.0	72.0	72.9	(0.9)
	Employment ('000)	851.7	857.3	871.1	(19.4)
	Employment Rate (%)	66.6	67.1	69.8	(3.2)
	Unemployment ('000)	69.8	62.7	39.7	30.1
	Unemployment Rate (%)	7.6	6.8	4.4	3.2

Sources: Statistics Canada, Corporate Economics, February 2016

Alberta	Description	Jan-16	Dec-15	Jan-15	Annual Change
	Working Age Population ('000)	3,379.2	3,376.5	3,317.4	61.8
	Labour Force ('000)	2,439.5	2,444.9	2,395.9	43.6
	Labour Force Participation Rate (%)	72.2	72.4	72.2	0.0
	Employment ('000)	2,269.8	2,288.2	2,291.6	(21.8)
	Employment Rate (%)	67.2	67.8	69.1	(1.9)
	Unemployment ('000)	169.7	156.7	104.3	65.4
	Unemployment Rate (%)	7.0	6.4	4.4	2.6

Labour Market Review

Ivy Zhang, Senior Corporate Economist | Estella Scruggs, Corporate Research Analyst

February 5, 2016

Who We Are

Corporate Economics provides services in four areas: forecasting, information provision, policy analysis and consulting. We also monitor the current economic trends which allows us to develop unique insights on how external events are impacting the local economy and the Municipal government. We are experienced at researching different economic topics and have developed reliable methods of forecasting and analysis.

For more information, please contact:

Ivy Zhang
Senior Corporate Economist
403.268.2005
ivy.zhang@calgary.ca

Patrick Walters
City Economist
403.268.1335
patrick.walters@calgary.ca

Estella Scruggs
Corporate Research Analyst
403.268.5556
estella.scruggs@calgary.ca


Many of our publications are available on the internet at www.calgary.ca/economy.

Forecasting



- ▶ Calgary & Region Economic Outlook
- ▶ Energy Reports on Natural Gas and Crude Oil

Information Provision



- ▶ Current Economic Analysis
- ▶ Inflation Review
- ▶ Labour Market Review

Policy Analysis



- ▶ A Case of Fiscal Imbalance: The Calgary Experience
- ▶ Diesel Fuel Price Pass-Through in Calgary
- ▶ Calgary Residential and Commercial Real Estate Markets

The City of Calgary provides this information in good faith. However, the aforementioned organization makes no representation, warranty or condition, statutory express or implied, takes no responsibility for any errors and omissions which may contained herein and accepts no liability for any loss arising from any use or reliance on this report.

1 Wage rate data is for the Calgary Metropolitan Area (CMA)

Sources: Statistics Canada, Corporate Economics.

