

# Labour Market Review

Ivy Zhang, Senior Corporate Economist | Estella Scruggs, Corporate Research Analyst

March 11, 2016

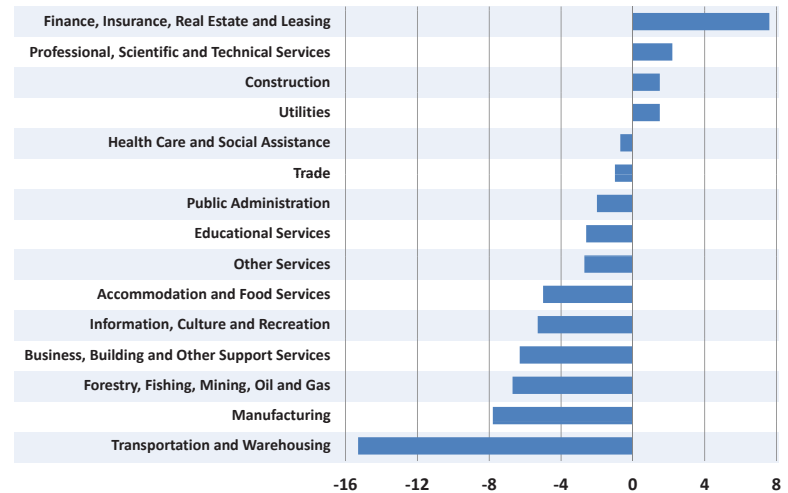
**Highlights:** The Labour Force Survey data<sup>1</sup> for the Calgary Economic Region (CER) in February 2016 shows the following:

- Month-over-month, total employment decreased by 4,200 positions, all in full-time (-4,700). Year-over-year, total employment decreased by 23,900. Losses in full-time (-43,900) were partially offset by gains in part-time (+20,000) (Chart 1 and 2). Calgary's unemployment rate was 8.5 per cent, compared to 7.6 in Alberta and 7.3 in Canada.
- Calgary's average hourly wage rate<sup>2</sup> was \$30.27 per hour, up from \$30.01 in February 2015. The wage inflation rate in February 2016 was 0.9 per cent, down from 5.5 per cent for the same time last year (more details see *Special Report: Calgary's Labour Market from 1976 to 2015 Table 1*).
- Total EI beneficiaries in Calgary CMA increased to 20,750 persons in December 2015, compared to 10,140 persons a year ago.

As crude oil prices tumbled to new lows in early 2016, energy companies in the CER reacted with additional cuts in capital spending and lay-offs of full-time employees for the second consecutive year. The trickle-down effects spilled over to the broader local economy, through reduced demand for goods and services from those industries that provided supplies or services to the mining sector (Chart 1).

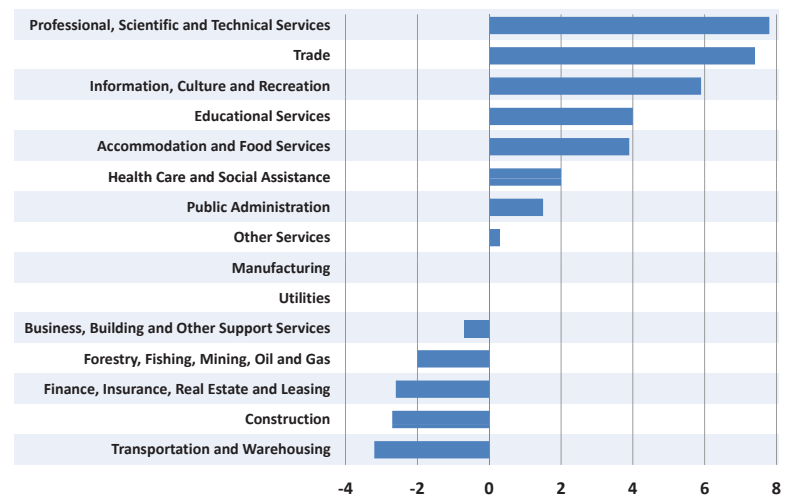
People who lost their jobs and income sources coped with the shock by picking up temporary, part-time positions in the industries that needed seasonal or temporary/contract workers. Those industries include Trade, Information, culture and recreation, Educational services, Accommodation and food services, and Health care and social assistance (Chart 2). The substitution effect of part-time to full-time jobs has always been part of the cyclical nature of a labour market, especially for one like Calgary's driven by volatile oil prices (see *Special Report: Calgary's Labour Market from 1976 to 2015*).

**Chart 1: CER Full-time Employment Change by Industry**  
(February 2015 - February 2016, thousands of positions)



Sources: Statistics Canada, Corporate Economics, March 2016

**Chart 2: CER Part-time Employment Change by Industry**  
(February 2015 - February 2016, thousands of positions)



Sources: Statistics Canada, Corporate Economics, March 2016

Next update: April 8, 2016

## Labour Force Statistics

(Seasonally unadjusted 3-month-moving-average)

CALGARY ECONOMIC REGION	Description	Feb-16	Jan-16	Feb-15	Annual Change
	Working Age Population ('000)	1,281.2	1,279.6	1,251.4	29.8
	Labour Force ('000)	925.9	921.5	916.6	9.3
	Labour Force Participation Rate (%)	72.3	72.0	73.2	(0.9)
	Employment ('000)	847.5	851.7	871.4	(23.9)
	Employment Rate (%)	66.1	66.6	69.6	(3.5)
	Unemployment ('000)	78.4	69.8	45.2	33.2
	Unemployment Rate (%)	8.5	7.6	4.9	3.6

Sources: Statistics Canada, Corporate Economics, March 2016

Alberta	Description	Feb-16	Jan-16	Feb-15	Annual Change
	Working Age Population ('000)	3,382.1	3,379.2	3,322.7	59.4
	Labour Force ('000)	2,444.3	2,439.5	2,404.4	39.9
	Labour Force Participation Rate (%)	72.3	72.2	72.4	(0.1)
	Employment ('000)	2,257.7	2,269.8	2,285.2	(27.5)
	Employment Rate (%)	66.8	67.2	68.8	(2.0)
	Unemployment ('000)	186.6	169.7	119.2	67.4
	Unemployment Rate (%)	7.6	7.0	5.0	2.6

# Labour Market Review

Ivy Zhang, Senior Corporate Economist | Estella Scruggs, Corporate Research Analyst

March 11, 2016

## Who We Are

Corporate Economics provides services in four areas: forecasting, information provision, policy analysis and consulting. We also monitor the current economic trends which allows us to develop unique insights on how external events are impacting the local economy and the Municipal government. We are experienced at researching different economic topics and have developed reliable methods of forecasting and analysis.

For more information, please contact:

**Ivy Zhang**  
Senior Corporate Economist  
403.268.2005  
ivy.zhang@calgary.ca

**Patrick Walters**  
City Economist  
403.268.1335  
patrick.walters@calgary.ca

**Estella Scruggs**  
Corporate Research Analyst  
403.268.5556  
estella.scruggs@calgary.ca


Many of our publications are available on the internet at [www.calgary.ca/economy](http://www.calgary.ca/economy).

## Forecasting



- ▶ Calgary & Region Economic Outlook
- ▶ Energy Reports on Natural Gas and Crude Oil

## Information Provision



- ▶ Current Economic Analysis
- ▶ Inflation Review
- ▶ Labour Market Review

## Policy Analysis



- ▶ A Case of Fiscal Imbalance: The Calgary Experience
- ▶ Diesel Fuel Price Pass-Through in Calgary
- ▶ Calgary Residential and Commercial Real Estate Markets

*The City of Calgary provides this information in good faith. However, the aforementioned organization makes no representation, warranty or condition, statutory express or implied, takes no responsibility for any errors and omissions which may contained herein and accepts no liability for any loss arising from any use or reliance on this report.*

1 Seasonally unadjusted 3-month-moving-average  
2 Wage rate data is for the Calgary Metropolitan Area (CMA)

Sources: Statistics Canada, Corporate Economics.

