

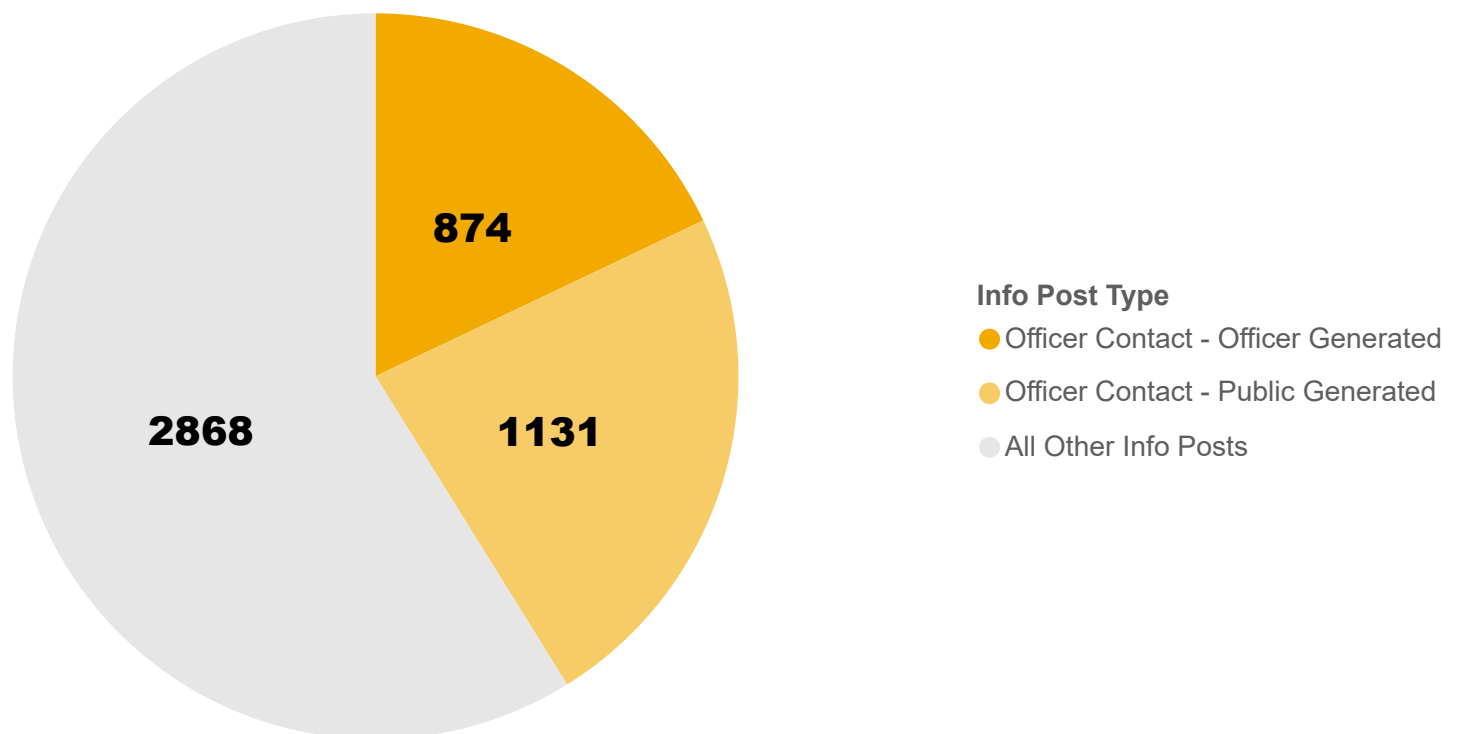
# CALGARY POLICE SERVICE - INFO POST | OFFICER CONTACT STATISTICAL REPORT



Info Posts are a CPS electronic intelligence gathering form which may be used following interactions between police officers and the public to record a person's information and / or the person's circumstances at a particular time and place. This form may also be used to record information volunteered by members of the public or partner agencies, and other forms of intelligence including officer observations.

There is significant rigour around how the information is recorded and stored. All Info Posts are reviewed by the Intelligence Evaluation Unit (IEU) within 24 hours of being taken to ensure the information is legally obtained, collected without bias, and stored properly to protect the privacy of the citizens of Calgary.

## CHART 1: Breakdown (by Type) of 4,873 Info Posts submitted 2021-04-01 to 2021-06-30



*NOTE: "All Other Info Posts" is comprised of other intelligence submissions which are stored as Info Posts, but are not Officer Contacts. These include: Corrections Check-ins; Crime Stopper Tips; Directed Patrol; Information from Outside Agencies; Information Volunteered by the Public; Officer Observation; Open Source Intelligence; Operation/Investigative Debriefs; Referrals and Intakes*

The pie-chart above shows two separate groups of Officer Contacts - as determined by the source of the call. This shows that during the time period 2021-04-01 to 2021-06-30 a total of 1131 (56.4%) were the result of situations where the officer was responding to a public generated call for service.

The remainder of this report focuses exclusively on Officer Contacts (sometimes referred to as Street Checks), which are voluntary interactions with a member of the public that result in recording information of potential intelligence value. Officer Contacts may stem from a public generated call for service or be associated with other elements of an officer's routine duties.



On average 22 Officer Contacts were submitted each day during this reporting period (2021-04-01 to 2021-06-30). This is roughly 2.8 per day, per District, gathered during an officer's normal course of duty.

**TABLE 1: Officer Contacts only, categorized by "Subject"**

Subject	Percent of Total Submitted
Animal concern	0.60%
Criminal organization	0.85%
Cyber/computer crime	0.05%
Disorder	53.57%
Drugs	14.01%
Fraud/economic crime	0.20%
Hate bias	0.30%
National security/extremism	0.40%
Offender management	1.00%
Officer safety	0.55%
Other	1.15%
Person crime	2.34%
Property crime	5.39%
Public safety	3.24%
Suspicious person	5.79%
Suspicious vehicle	4.24%
Traffic safety	16.91%
Traffic stop	10.32%
Vulnerable persons	48.13%
Weapons	2.99%

*Notes:*

- 1. This table reports on Officer Contacts submitted during the reporting period. Percentages will total higher than 100% - as there can be multiple subjects on each Officer Contact*
- 2. The Subject of an Officer Contact provides a broad categorisation of the nature of the information being collected.*
- 3. Disorder refers to unruly and anti-social behaviours such as intoxicated persons in public, unwanted guests, noise or party complaints and other similar disputes or disturbances.*
- 4. The vulnerable person category includes: Individuals who may be a person at risk; homeless; involved in prostitution; substance users (alcohol / drugs); or who may have mental health issues*
- 5. The Other category includes suspicious activity not properly defined by any other subject*

# CALGARY POLICE SERVICE - INFO POST | OFFICER CONTACT STATISTICAL REPORT



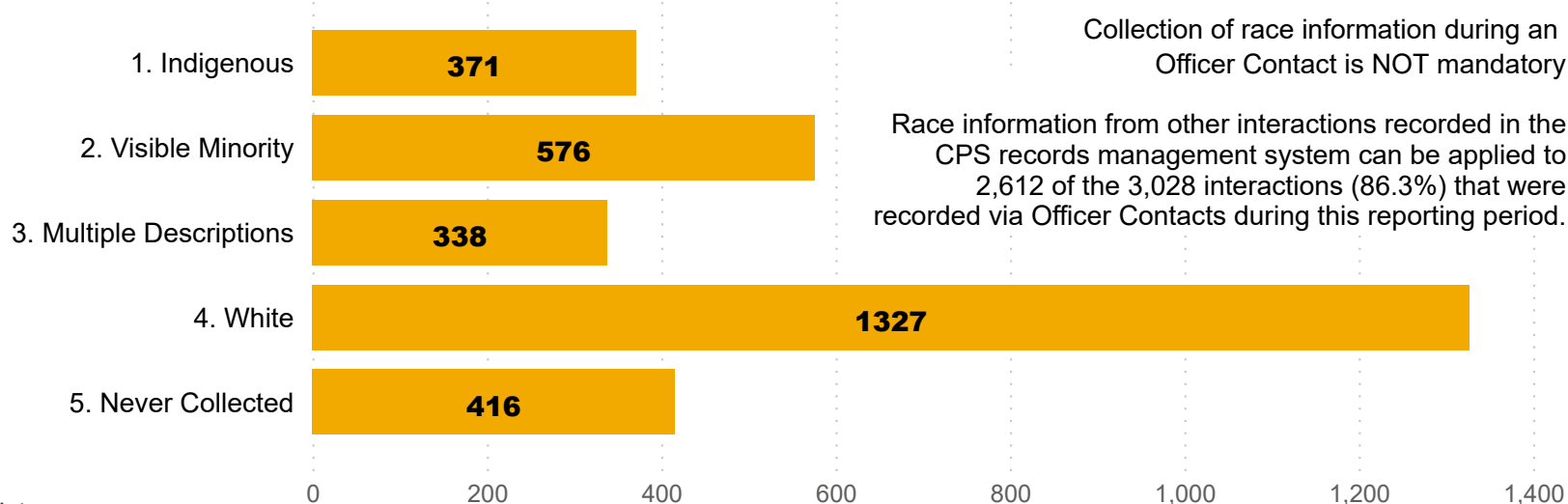
During the current reporting period (2021-04-01 to 2021-06-30), there were 2,362 individuals who were included as a 'Subject' on at least one Officer Contact. Several of these individuals were interacted with on more than one occasion. Also, some submissions had more than one Subject. This resulted in a total of 3,028 interactions associated with Officer Contact submissions.

**TABLE 2: Age and gender of individuals on an Officer Contact**

Gender	Child	Youth	Adult	Senior	Not Stated	Total
Female	10	48	773	26	13	870
Male	21	116	1955	41	14	2147
Other/Unknown/Not Stated		1	3		7	11
<b>Total</b>	<b>31</b>	<b>165</b>	<b>2731</b>	<b>67</b>	<b>34</b>	<b>3028</b>

Note: Age groups are defined as follows: Child is 'Under 12 years of age'; Youth is '12-17 years of age'; Adult is '18-64 years of age' and Senior is '65 years of age and older' (unit of count = total interactions)

**CHART 2: Race of individuals on Officer Contacts from CPS records management system**



Notes:

1. Indigenous includes: First Nation, Metis and Inuit
2. Visible Minority includes: Asian, Black, East Indian, Hispanic, Middle Eastern, South Asian and other Non-White
3. Multiple Descriptions indicates an individual has been described under more than one of the existing race categories shown on this chart during different interactions with CPS (i.e. a person is described as White on one interaction and Indigenous on another)

**TABLE 3: Frequency of Interaction**

Frequency	1. Indigenous	2. Visible Minority	3. Multiple Descriptions	4. White	5. Never Collected	Total
Individuals interacted with on 1 occasion	224	379	152	841	357	1953
Individuals interacted with on 2 occasions	42	50	42	125	16	275
Individuals interacted with on 3 occasions	13	12	8	41	5	79
Individuals interacted with on 4 occasions	3	7	5	14	3	32
Individuals interacted with on 5 or more occasions	2	5	7	9		23

Note: A person is defined as a "Unique" individual based on the ID of their master-filed record with CPS (unit of count = unique individuals)

# CALGARY POLICE SERVICE - INFO POST | OFFICER CONTACT STATISTICAL REPORT

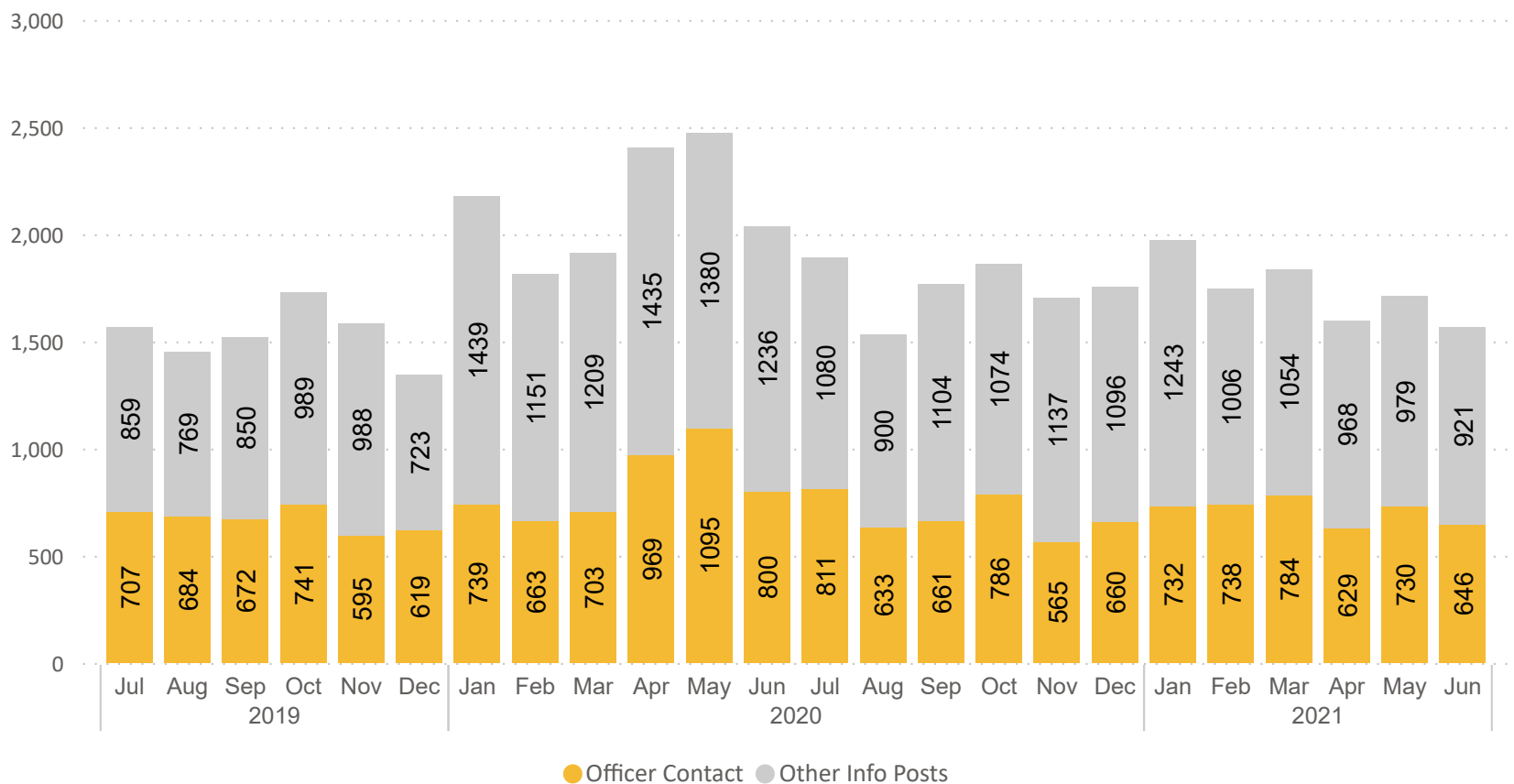


This page shows the distribution of Officer Contacts by date and geography for submissions during the reporting period 2019-07-01 to 2021-06-30

**TABLE 4: Distribution of Officer Contacts by District of occurrence over time**

Year	2019		2020				2021	
District	Quarter 3	Quarter 4	Quarter 1	Quarter 2	Quarter 3	Quarter 4	Quarter 1	Quarter 2
1	708	685	872	715	615	645	858	613
2	287	342	342	674	346	340	341	324
3	163	195	114	243	191	172	137	159
4	245	192	209	272	239	223	215	206
5	185	188	157	295	236	178	127	166
6	158	142	141	197	121	93	136	96
7	77	62	76	95	79	111	98	61
8	221	142	186	350	270	223	328	349
Not Stated	19	7	8	23	8	26	14	31
<b>TOTAL</b>	<b>2063</b>	<b>1955</b>	<b>2105</b>	<b>2864</b>	<b>2105</b>	<b>2011</b>	<b>2254</b>	<b>2005</b>

**CHART 3: Number of Officer Contacts and Other Info Posts by Month**





## Info Post FAQ

### What exactly is an 'Info Post'?

Info Post refers to a CPS electronic intelligence gathering form which may be used following interactions between police officers and the public to record a person's information and / or the person's circumstances at a particular time and place. This form may also be used to record information volunteered by members of the public or partner agencies, and other forms of intelligence including officer observations.

### What exactly is an 'Officer Contact'?

Officer Contacts (sometimes referred to as Street Checks) are one type of interaction that is documented through an Info Post. They are submitted after a voluntary interaction with a member of the public that provided information of potential intelligence value. They may stem from a public generated call for service (such as a suspicious person complaint), or they may be associated with other elements of an officer's routine duties, such as patrols of high crime locations or Crime Management Strategy priority areas.

### Why does CPS use Info Posts and Officer Contacts to collect information about citizens?

Collecting relevant and reliable information is necessary to achieve the statutory and common-law duties of policing. It is used to assist CPS members in the discharge of their duties to preserve the peace, investigate offences, prevent crime, apprehend offenders, execute warrants, and protect life and property.

### How is this information collected and stored?

Information is collected by members of the CPS in a number of manners, including during the course of officer's regular duties and through tasked activity pertaining to investigations and public safety. The CPS also receives information from law enforcement partners and members of the public.

### What kind of policy applies to the collection of this information?

SOPs have been developed with the CPS Professional Standards Section and Early Intervention Office. CPS members are expected to clearly articulate the circumstances of the interaction to ensure that the information is lawfully collected, is not arbitrary, and adheres to the CPS Fair and Impartial Policing practices.

CPS Policy on Collection of Information specifies that personal information shall not be collected to satisfy a performance measure; to randomly document routine interactions; to document political, religious, or social views unless the information relates to criminal conduct/ activity or there is reasonable suspicion the subject of the information is involved in criminal conduct/ activity.

### Is there any oversight, or quality assurance?

All Info Posts are reviewed for purposes of quality assurance and compliance by the Intelligence Evaluation Unit (IEU, established October 2016). The IEU complete the administrative steps required to ensure that all information submitted complies with policy and legislation, is stored appropriately, so that it can be used and shared responsibly for law enforcement purposes. The IEU are also mandated to report any breaches of Fair and Impartial Policing practices.

In the event that a member of the public is concerned that information has been collected in a manner that breaches CPS Policy, they can contact: the member's supervisor; the Calgary Police Commission Complaints Director; or the CPS Professional Standards Section.