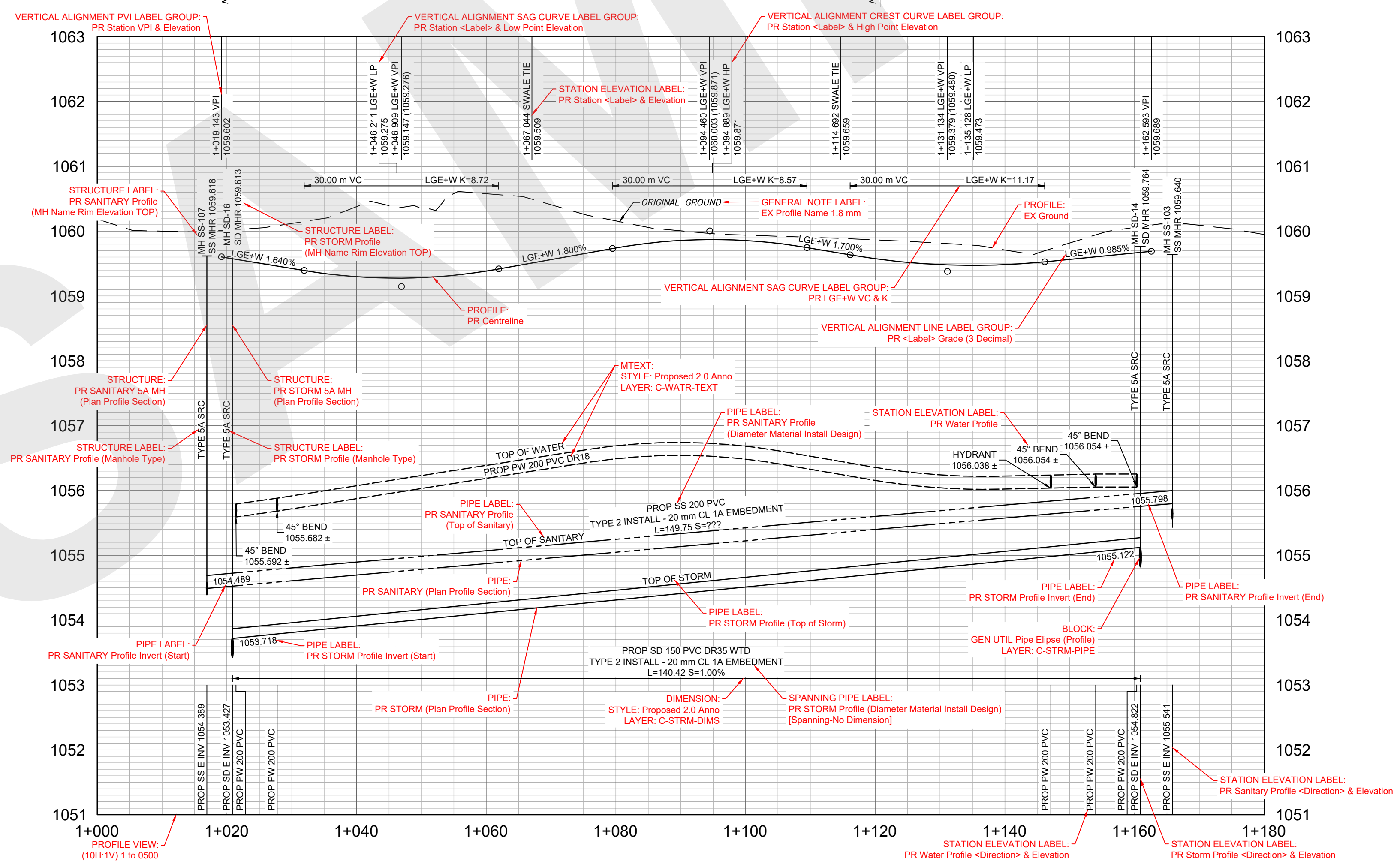
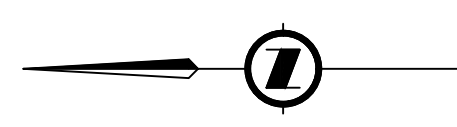
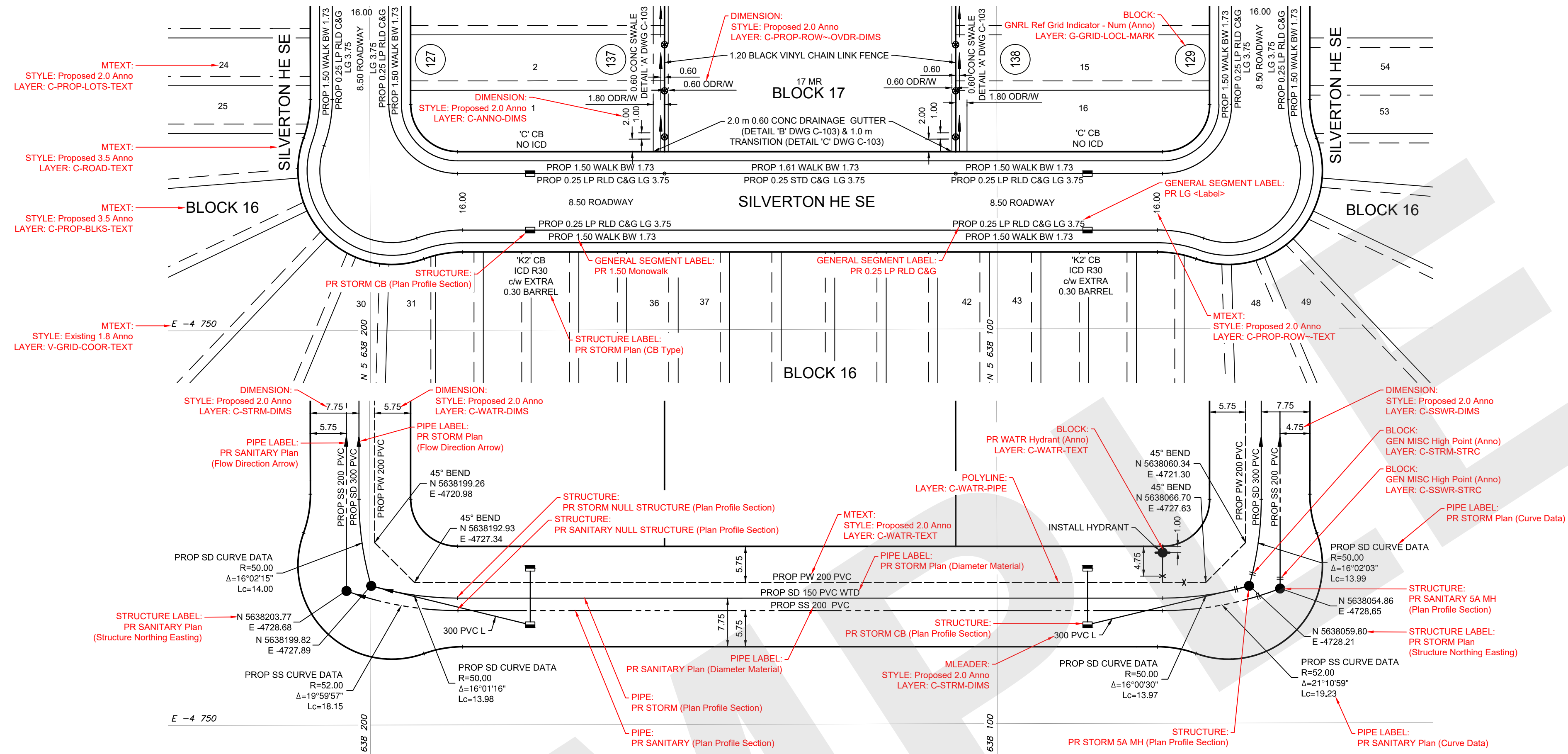



FILE: Z:\SPEC\ALT.CONTRACT_SEED_DIRECTORIES\CONSTRUCTION DRAFTING STANDARDS AND TEMPLATES\DEV\SNPL_EXP-2\PRODUCT\12345678C-128.DWG [DATE: Friday, November 20, 2020 1:38:58 PM]



NOTES

- ALL PIPE SIZES ARE IN MILLIMETRES AND ALL DIMENSIONS ARE IN METRES UNLESS OTHERWISE NOTED.
- ALL COORDINATES AND DISTANCES BASED ON 3TM COORDINATE SYSTEM (NAD 83).

NAD 83
COORDINATES


ISSUED FOR PRELIMINARY APPROVAL

NO.	DESCRIPTION	DATE	BY	APPD
0	ISSUED FOR PRELIMINARY APPROVAL	2019-11-14	RCM	RG

PERMIT

SEAL

DESIGNED	BY	DATE
RCM		2018-07-09
DRAWN	BY	DATE
LH		2018-07-09
CHECKED	BY	DATE
RG		2018-09-01



DEVELOPER'S
LOGO

PROJECT

**THE CITY OF CALGARY
CONSTRUCTION DRAFTING STANDARDS
AND TEMPLATES**

SEC: 22 - TWP: 22 - RGE: 01 - W 5th M

SHEET TITLE

**SUBDIVISION
DESIGN BLOCK PROFILE
SAMPLE SHEET**

FILE NO. 12345678C-128.dwg	ENG DWG NO.	
SHEET ID. C-128	SHEET NO. 030	
BY	DATE	PROFILE NO.

THIS DRAWING SAMPLE IS INTENDED TO ILLUSTRATE THE NEW CAD STANDARDS AND ARE FOR REFERENCE PURPOSES ONLY. PLEASE CONFIRM WITH YOUR APPROPRIATE CITY OF CALGARY CONTACT FOR SPECIFIC CONTENT REQUIREMENTS.