

Calgary



## ***2025 Partnering with Industry Showcase***

***Graham Duckworth, P.Eng., MBA  
Director— Utilities Delivery, Infrastructure Services***

# Utilities Delivery (UD) Design, Construction of Utility Infrastructure



**Graham Duckworth**  
Director, Utilities Delivery



**Anne Cataford**  
Manager  
Linear Infrastructure Delivery



**Tanner Fellingner**  
Manager  
Process Infrastructure Delivery

# Utilities Delivery - Overview

## What do we do?

We deliver the detailed design and construction phases of capital projects for:


- ✓ Water,
- ✓ Wastewater,
- ✓ Stormwater, and
- ✓ Waste & Recycling.

## How we do it?

We focus on the **safe, effective and efficient** execution of our work in a learning-based environment of continuous improvement.

## Why does it matter?

- ✓ Resilient Utility Infrastructure
- ✓ Meeting growth needs
- ✓ Asset management – infrastructure renewal



# Capital Investment 2025-2026

Utilities &  
Environment  
\$1.6 billion



~ \$ 1.6 Billion over the  
next 2 years of which UD  
is around 70%

| <b>Utility Budget by Program</b>   | <b>2025</b>    | <b>2026</b>    |
|------------------------------------|----------------|----------------|
| Water Treatment Plants             | 55,437         | 103,766        |
| Water Distribution                 | 172,060        | 272,405        |
| Wastewater Treatment               | 207,225        | 228,983        |
| Wastewater Collection              | 170,682        | 154,754        |
| Drainage Network                   | 75,460         | 88,030         |
| Facilities, Equipment & Technology | 10,265         | 10,265         |
| Landfill Treatment/ Infrastructure | 15,391         | 9,535          |
| W&RS Facilities & Equipment        | 47,407         | 17,819         |
| <b>Total (\$) millions</b>         | <b>755,952</b> | <b>887,583</b> |




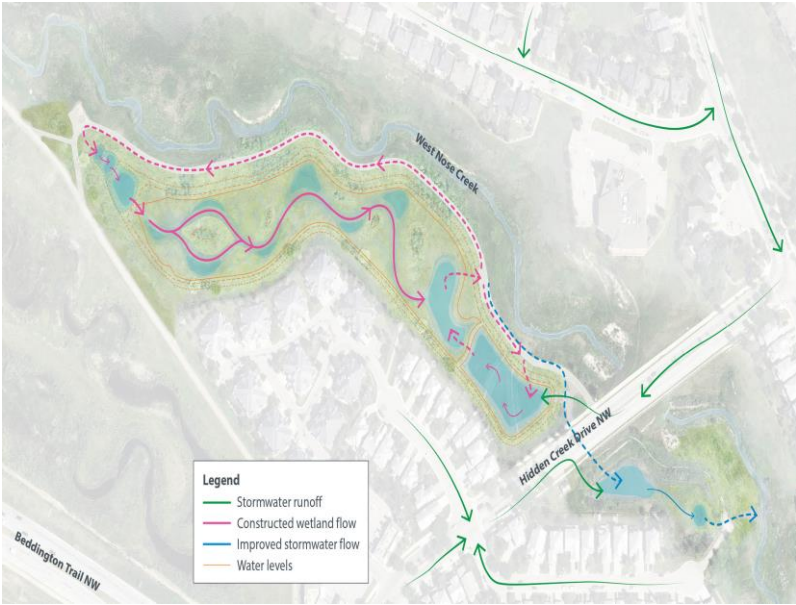


## Consulting projects

| Project Title/Work                                  | Estimated Timeframe to Market |
|---|-------------------------------|
| Country Hills Boulevard Crosstie Feedermain Phase 2 | Q1 2025                       |

## Construction projects

| Project Title/Work   | Estimated Timeframe to Market |
|--|-------------------------------|
| Sanitary/Storm Main Lining (5 year)  | Q2 2025                       |
| RFSO for Water Utility Upgrades (5 year)                                       | Q1 2025                       |
| Watermain Replacement Program 2025   | Q1 2025                       |
| North Calgary Water Servicing - Stage 1 + Micro tunneling (Multiple Contracts) | Q2/Q3 2025                    |
| Belvedere FM - Phase 1 - 64 St. to 84 St.                                      | Q4 2025                       |
| Mount Royal Local Drainage Improvements (LDI)                                  | Q1 2025                       |



## Construction projects

### Project Title/Work

### Estimated Timeframe to Market

Outfall B5 Trunk OGS Unit

Q1 2025

Hanson Ranch Storm Pond

Q2 2025

McKenzie Sanitary Siphon Capacity Upgrade

Q2/Q3 2025

Trans Canada Sanitary Trunk

Q1 2025

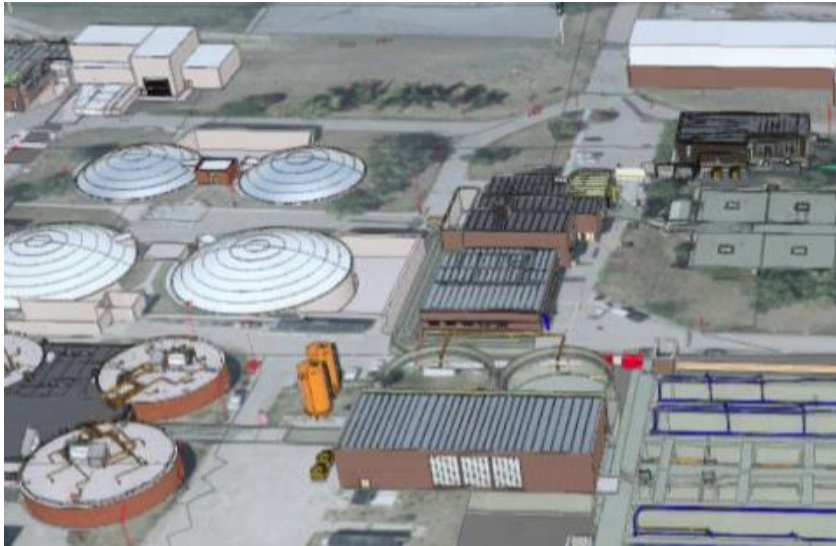
Glenmore Reservoir Erosion Hotspots

Q1 2025

G19 outfall and removal of storm sewer


Q1 2025





## Consulting projects

| Project Title/Work   | Estimated Timeframe to Market |
|--|-------------------------------|
| Pine Creek Wastewater Treatment Plant Blower Starter Replacement       | Q1 2025                       |
| Pine Creek Wastewater Treatment Plant Generator Control System Upgrade | Q2 2025                       |
| Engineering Services for Water Treatment Projects                      | Q1 2025                       |



## Construction projects

| Project Title/Work                 | Estimated Timeframe to Market |
|------------------------------------|-------------------------------|
| SH-Cell 14 East                    | Q1 2025                       |
| SH-52nd St. Storm Water Management | Q2 2025                       |
| SY-Dam Safety Improvements         | Q2 2025                       |
| Horizontal LFG Collection Program  | Q3 2025                       |

# Coming to Market in 2025 - Process Infrastructure Delivery cont'd.



## Construction projects

### Project Title/Work

### Estimated Timeframe to Market

North Calgary Water Servicing (NCWS) Facilities

Q1/Q2 2025

Bonnybrook Wastewater Treatment Plant 600V Motor Control Centre Upgrade Phase 2

Q2 2025

Tsuutina Anderson Water Meter Chamber Electrical Upgrades

Q1 2025

Pine Creek Wastewater Treatment Plant Lighting Upgrade

Q1 2025

Pine Creek Wastewater Treatment Plant Blower Starter Replacement

Q2 2025

Pine Creek Wastewater Treatment Plant Generator Control System Upgrade

Q4 2025

Blackfoot Landfill Leachate Collection System Upgrades & Repairs

Q1 2025



# North Calgary Water Servicing Project



## WHY: Delivering potable water

- Growth
- Capacity
- Redundancy

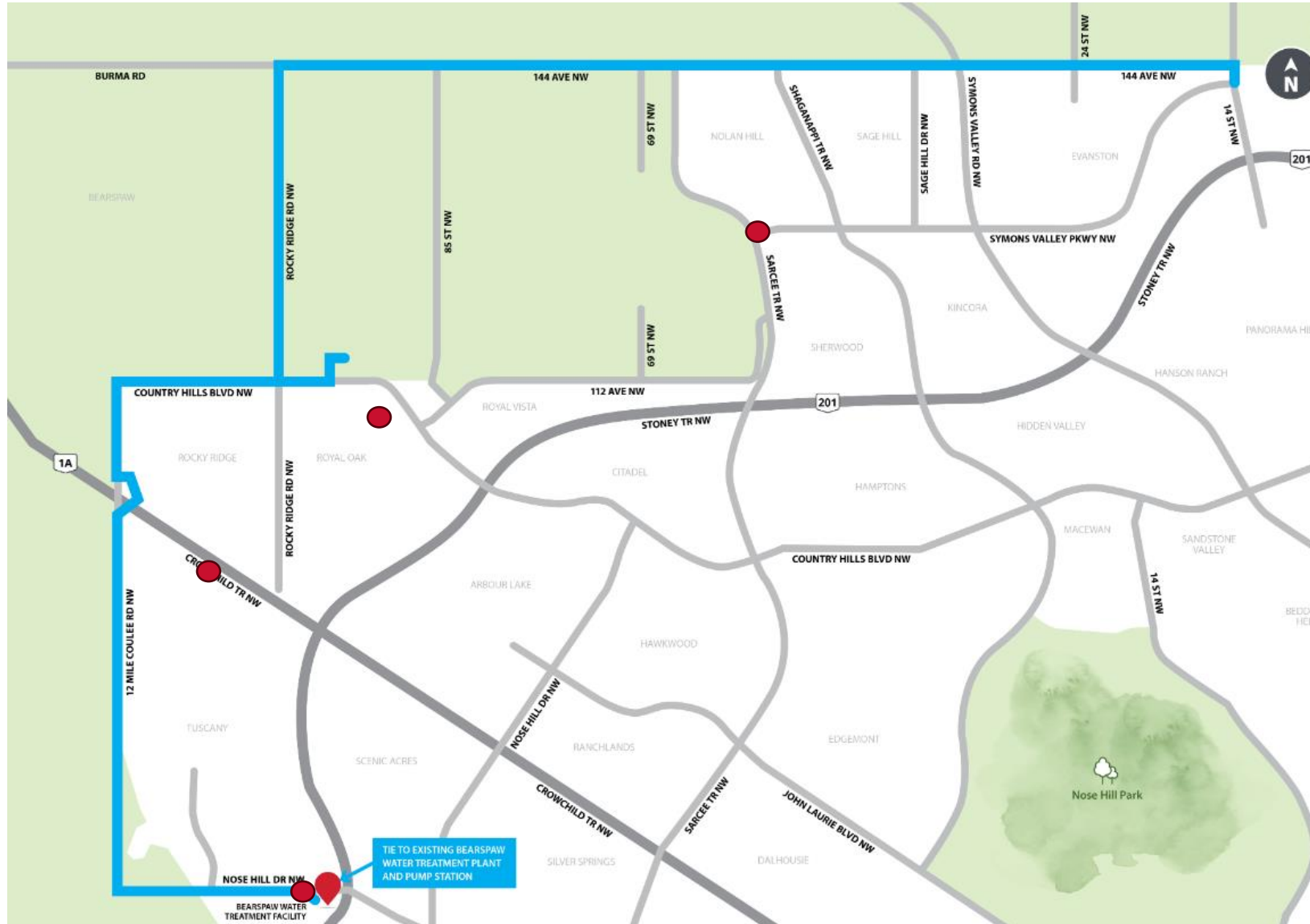
**22km**

**Feedermain**

**100ML/Day**

**Clean & Reliable Water**

# North Calgary Water Servicing Project







# Looking Beyond 2025



## Safety Focus

**Learning Teams**

**Contractor Engagement Process**

**Best Practices**

**Unease Management Process**

**Team Effectiveness**

**Safety Engagement Reporting**

**Embracing Our Vision**

**Unsafe and Hazardous Conditions**



# QUESTION & ANSWER

Partnering with Industry Showcase 2025





# Thank you!

## Stay connected:

✉ [Graham.Duckworth@calgary.ca](mailto:Graham.Duckworth@calgary.ca)

☎ (587) 572-6290