

Dog Smart™ Card Game




Dog Bite Prevention Game

This game focuses on teaching a player how to read their dog's body language, to know when it's safe to approach a dog.


There are 6 card categories: whole body, mouth, eyes, ears, tail, and quiz. We suggest you start by playing games with the cards in each category, in that order. As players become more familiar with cards, introduce a new category or mix categories. It's important to look for all body cues on each card.

For 1 player:


1. Pick out the 3 traffic light cards and place them face up in a row in front of the player.
2. Pick a category of cards to play with.
3. Separate the colored cards from the grey cards. Put colored cards face down in a pile and put to side.
4. Begin play with the grey cards. Look at each card and place it under the correct traffic light. Green = Go, means it's safe to approach this dog. Yellow = Caution means slow down and let the dog come to you. Red means do not approach this dog. It is unsafe.
5. When player is done placing cards, take colored cards and set them next to their matching card. Did player get all the cards under the correct traffic light?
6. Move cards in wrong place to correct traffic light.



STOP



GO



CAUTION




Relaxed Body - Still

- body is still, but not stiff
- open mouth, tongue in mouth
- tail hangs in curve or wagging

5

whole body



Relaxed Body - Still

- body is still, but not stiff
- open mouth, tongue in mouth
- tail hangs in curve or wagging

5


whole body



GO



BLUE DOG



This dog is very happy.

- play bow with relaxed body
- open mouth and relaxed face
- soft, open eyes

1

quiz



How does this dog feel?

- play bow with relaxed body
- open mouth and relaxed face
- soft, open eyes

1

quiz



Relaxed Ears

- ears not forward or back
- open mouth
- soft eyes

1

ears



Relaxed Ears

- ears not forward or back
- open mouth
- soft eyes

1

ears




Soft, Open Eyes

- mouth open or closed
- relaxed face

8

eyes



Soft, Open Eyes

- mouth open or closed
- relaxed face

8

eyes



Relaxed Ears

- ears not forward or back
- open mouth
- soft eyes

9

ears






Relaxed Ears

- ears not forward or back
- open mouth
- soft eyes

9

ears





Relaxed Ears

- ears not forward or back
- open mouth
- soft eyes



4 ears



Relaxed Ears

- ears not forward or back
- open mouth
- soft eyes

4 ears



Soft, Open Eyes

- mouth open or closed
- relaxed face



6 eyes



Soft, Open Eyes

- mouth open or closed
- relaxed face

6 eyes



Soft, Open Eyes

- mouth open or closed
- relaxed face



0 eyes



Soft, Open Eyes

- mouth open or closed
- relaxed face

0 eyes



Relaxed - Open Mouth

- lips are loose, not tense
- open mouth
- tongue remains in the mouth



8 mouth



Relaxed - Open Mouth

- lips are loose, not tense
- open mouth
- tongue remains in the mouth

8 mouth

Introduction to Dog Smart Card Game™

When we understand what a dog is trying to tell us, we can make smarter decisions about interacting with that dog. Dog Smart focuses on core areas of a dog's body, with color coded pictures that alert players to whether or not a dog is safe to approach. Learning to "talk dog" and respond appropriately, lessens the chance of getting bitten or hurt by a dog.

Dog Smart cards are divided into 6 categories: whole body, mouth, eyes, ears, tail, and quiz. There are 3 traffic light cards and 2 blue dog "joker" cards. Cards also have numbers for use in math related games.

Cards are color coded. Green = Go, means it's safe to approach this dog. Yellow = Caution, means slow down and let the dog come to you. Red = Stop, means do not approach this dog. It is unsafe. Grey are self check cards and provide pairs.

There are dozens of games that can be played with Dog Smart Cards: memory, matching, math, and classic card games. Get instructions and watch video of the many ways to play at:

gooddoginabox.com/dog-smart



Loose, Wiggly Body in Motion

- body moving loosely
- open mouth, tongue in mouth
- tail is curved, may be wagging

3

whole body



GO



Loose, Wiggly Body in Motion

- body moving loosely
- open mouth, tongue in mouth
- tail is curved, may be wagging

3

whole body



Play Bow

- bottom up
- front legs on the ground
- mouth open or closed

10

whole body



GO




Play Bow

- bottom up
- front legs on the ground
- mouth open or closed

10

whole body



Relaxed - Open Mouth

- lips are loose, not tense
- open mouth
- tongue remains in the mouth

7

mouth



GO



Relaxed - Open Mouth

- lips are loose, not tense
- open mouth
- tongue remains in the mouth

7

mouth



Stress Panting

- long tongue out of the mouth
- wrinkles in face
- ears back, breathing very fast

1

mouth



STOP



Warning to Stay Away

- tail and head very high
- tail may be moving, but stays high

7

tails



STOP



Warning to Stay Away

- ears flattened
- can see whites of eyes
- mouth closed

10

ears



STOP



Warning to Stay Away

- hard stare
- stiffness/stillness, moving slowly
- head and tail lowered

4

eyes



STOP




Stress Panting

- long tongue out of the mouth
- wrinkles in face
- ears back, breathing very fast

1

mouth



Warning to Stay Away

- tail and head very high
- tail may be moving, but stays high

7

tails



Warning to Stay Away

- ears flattened
- can see whites of eyes
- mouth closed

10

ears



Warning to Stay Away

- hard stare
- stiffness/stillness, moving slowly
- head and tail lowered

4

eyes



STOP



Open Mouth, Teeth Bared

- hard stare, ears back
- wrinkles in face
- corners of mouth drawn back



6 mouth



Flattened on the Floor

- trying to appear smaller
- ears back
- frozen, not moving



9 whole body



This dog is not happy.

- still body and still, stiff tail
- hard stare
- closed mouth



2 quiz



Closed Mouth, Teeth Bared

- stiffness, hard stare
- wrinkles in face, ears back
- corners of mouth forward



3 mouth



Open Mouth, Teeth Bared

- hard stare, ears back
- wrinkles in face
- corners of mouth drawn back




6 mouth



Flattened on the Floor

- trying to appear smaller
- ears back
- frozen, not moving



9 whole body



How does this dog feel?

- still body and still, stiff tail
- hard stare
- closed mouth



2 quiz



Closed Mouth, Teeth Bared

- stiffness, hard stare
- wrinkles in face, ears back
- corners of mouth forward



3 mouth



Warning to Stay Away

- tail very low, mouth closed
- trying to look smaller
- stiffness/stillness in tail and body

8

tails



STOP



Warning to Stay Away

- hard stare
- stiffness/stillness, moving slowly
- head and tail lowered

7

eyes



STOP



Warning to Stay Away


- teeth showing with mouth open
- head and tail held high
- stiff body

6

whole body



STOP



This dog is not happy.

- flattened on the ground
- mouth closed, ears flattened
- body is frozen

10

quiz



STOP



Warning to Stay Away

- tail very low, mouth closed
- trying to look smaller
- stiffness/stillness in tail and body

8

tails



Warning to Stay Away

- hard stare
- stiffness/stillness, moving slowly
- head and tail lowered

7

eyes




Warning to Stay Away

- teeth showing with mouth open
- head and tail held high
- stiff body

6

whole body



How does this dog feel?

- flattened on the ground
- mouth closed, ears flattened
- body is frozen

10

quiz



Crouching

- ears may be back
- moving slowly, back is curved
- head and tail lowered

1

whole body

CAUTION




This dog is unsure.

- tail high and still
- ears back and closed mouth
- lowered body

0

quiz

CAUTION



Lowered Body - Still

- tail is lowered
- ears may be back
- trying to look smaller

7

whole body

CAUTION



Alert Ears

- dog is interested in something
- ears are up
- mouth closed

6

ears

CAUTION



Crouching

- ears may be back
- moving slowly, back is curved
- head and tail lowered

1

whole body



How does this dog feel?

- tail high and still
- ears back and closed mouth
- lowered body

0

quiz



Alert Ears

- dog is interested in something
- ears are up
- mouth closed

6

ears



Looking Away

- nose pointed away from stressful situation
- ears back

3

eyes



CAUTION



Closed Mouth


- tightness in lips
- wrinkles in face

5

mouth



CAUTION



Yawning

- different than being tired
- mouth opens wide
- ears may be back

9

mouth



CAUTION



Half Moon Eye

- can see whites of the eyes
- mouth closed
- stiffness/stillness

2

eyes



CAUTION



Looking Away

- nose pointed away from stressful situation
- ears back

3

eyes




Closed Mouth

- tightness in lips
- wrinkles in face

5

mouth




Yawning

- different than being tired
- mouth opens wide
- ears may be back

9

mouth



Half Moon Eye

- can see whites of the eyes
- mouth closed
- stiffness/stillness

2

eyes



Shaking Off

- whole body shake
- used to calm themselves



4 whole body

CAUTION



Lip Lick

- quick lick of nose
- ears may be back
- looking at what is creating stress



4 mouth

CAUTION




This dog is uncomfortable.

- eyes looking away
- mouth closed
- body is still and tense



8 quiz

CAUTION



Still Tail - Lowered Body

- tail is still and higher than body
- mouth closed
- body is lowered



2 tails

CAUTION



Shaking Off

- whole body shake
- used to calm themselves



4 whole body

Lip Lick

- quick lick of nose
- ears may be back
- looking at what is creating stress



4 mouth



How does this dog feel?

- eyes looking away
- mouth closed
- body is still and tense



8 quiz

Still Tail - Lowered Body

- tail is still and higher than body
- mouth closed
- body is lowered



2 tails

CAUTION