

The City of Calgary Community Profiles

Part A – Demographics

Walden

Community Profile: Part A – Demographics

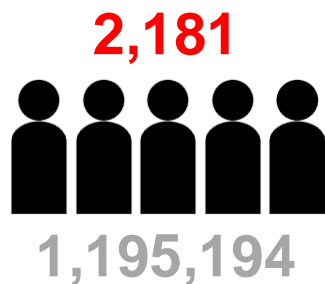
The City of Calgary Community Profiles are composed of two parts. This document, Part A – Demographics, contains demographic information from the 2014 Calgary Civic Census followed by information from the 2011 Census of Canada. Part B – Community Character, will contain information from the 2011 National Household Survey. For more information, visit our [webpage](#) or contact socialresearch@calgary.ca.

| Contents | |
|--------------------------------------|--------------------|
| 2014 Calgary Civic Census snapshot | 1 |
| 2014 Calgary Civic Census results | 2 |
| 2011 Census of Canada snapshot | 4 |
| 2011 Census of Canada results | 5 |
| Notes | 11 |
| Data quality information and sources | 11 |
| Glossary | 14 |
| Community map | 18 |

2014 Calgary Civic Census Results Snapshot

Walden = ■ City of Calgary* = ■

Population in 2014:



Population distribution by age in 2014:

| | | |
|--------------|------------|-----|
| 0-4 years: | 10% | 7% |
| 5-14 years: | 11% | 12% |
| 15-19 years: | 5% | 6% |
| 20-64 years: | 65% | 66% |
| 65+ years: | 10% | 10% |

Occupied dwellings in 2014:

696
453,626



Per cent occupied dwellings that were occupied by the owner:

95% 69%

Per cent of occupied dwellings that were single family dwellings:

68% 58%

Per cent of residents who live in single-family dwellings:

70% 67%

* City of Calgary (defined by Statistics Canada as census subdivision)

calgary.ca | contact 311

Walden

Walden = ■ Calgary = ■

2014 Calgary Civic Census Population

Total population and growth

| Population | | | | | | | |
|----------------|------------------|------------------|------------------|------------------|------------------|------------------|--------------------|
| | 2009 | 2010 | 2011 | 2012 | 2013 | 2014 | *%Change 2010-2014 |
| Walden | 0 | 210 | 594 | 935 | 1,624 | 2,181 | 939% |
| Calgary | 1,065,455 | 1,071,515 | 1,090,936 | 1,120,225 | 1,156,686 | 1,195,194 | 12% |

Source: Calgary Civic Census, 2014; * % change calculated using 2010 and 2014 figure as this is a new community

Number of persons by age and sex

| Walden | | | | |
|-------------------------|-----------|-------------|--------------|--------------|
| | 2009 Male | 2009 Female | 2014 Male | 2014 Female |
| Total population | 0 | 0 | 1,034 | 1,147 |
| 0-4 | 0 | 0 | 108 | 104 |
| 5-14 | 0 | 0 | 116 | 131 |
| 15-19 | 0 | 0 | 57 | 42 |
| 20-24 | 0 | 0 | 49 | 42 |
| 25-34 | 0 | 0 | 276 | 294 |
| 35-44 | 0 | 0 | 225 | 233 |
| 45-54 | 0 | 0 | 109 | 85 |
| 55-64 | 0 | 0 | 40 | 58 |
| 65-74 | 0 | 0 | 26 | 33 |
| 75+ | 0 | 0 | 28 | 125 |

Source: Calgary Civic Census, 2014

| Calgary | | | | |
|-------------------------|----------------|----------------|----------------|----------------|
| | 2009 Male | 2009 Female | 2014 Male | 2014 Female |
| Total population | 537,403 | 528,052 | 602,685 | 592,509 |
| 0-4 | 32,989 | 32,285 | 41,466 | 39,572 |
| 5-14 | 62,502 | 60,501 | 70,333 | 67,184 |
| 15-19 | 34,608 | 32,159 | 34,680 | 31,699 |
| 20-24 | 41,302 | 39,429 | 42,319 | 39,154 |
| 25-34 | 93,089 | 90,302 | 106,633 | 104,218 |
| 35-44 | 92,486 | 87,279 | 101,448 | 97,908 |
| 45-54 | 85,655 | 81,763 | 86,343 | 83,362 |
| 55-64 | 51,118 | 49,416 | 64,886 | 63,790 |
| 65-74 | 25,976 | 28,780 | 33,882 | 36,805 |
| 75+ | 17,678 | 26,138 | 20,695 | 28,817 |

2014 Calgary Civic Census Dwellings

Owner-occupied dwellings

| Walden | | |
|---------------------------------|------------|-------------|
| | Number | Per cent |
| Total occupied dwellings | 696 | 100% |
| Owner occupied dwellings | 660 | 95% |

Source: Calgary Civic Census, 2014

| Calgary | | |
|---------------------------------|----------------|-------------|
| | Number | Per cent |
| Total occupied dwellings | 453,626 | 100% |
| Owner occupied dwellings | 311,782 | 69% |

Walden

Walden = ■ Calgary = ■

2014 Calgary Civic Census Dwellings (continued)

Occupied dwellings by selected structure type

| Walden | | |
|---------------------------------|------------|-------------|
| | Number | Per cent |
| Total occupied dwellings | 696 | 100% |
| Single-family | 476 | 68% |
| Duplex | 169 | 24% |
| Apartment | -- | -- |
| Townhouse | 41 | 6% |
| Converted structure | 7 | 1% |

Source: Calgary Civic Census, 2014

| Calgary | | |
|---------------------------------|----------------|-------------|
| | Number | Per cent |
| Total occupied dwellings | 453,626 | 100% |
| Single-family | 264,005 | 58% |
| Duplex | 30,359 | 7% |
| Apartment | 93,256 | 21% |
| Townhouse | 47,813 | 11% |
| Converted structure | 13,759 | 3% |

Population by selected structure type

| Walden | | |
|-------------------------|--------------|-------------|
| | Number | Per cent |
| Total population | 2,181 | 100% |
| Single-family | 1,519 | 70% |
| Duplex | 398 | 18% |
| Apartment | -- | -- |
| Townhouse | 82 | 4% |
| Converted structure | 11 | 1% |

Source: Calgary Civic Census, 2014

| Calgary | | |
|-------------------------|------------------|-------------|
| | Number | Per cent |
| Total population | 1,195,194 | 100% |
| Single-family | 802,760 | 67% |
| Duplex | 78,739 | 7% |
| Apartment | 152,368 | 13% |
| Townhouse | 112,029 | 9% |
| Converted structure | 25,910 | 2% |

Note: the presence of two dashes (“--”) indicates that there is no record for the data point.

For additional information and results from the Calgary Civic Census, please visit calgary.ca/census.

Walden

Walden = ■ Calgary = ■


Census of Canada Description

The Census of Canada is administered nationally by Statistics Canada and in the past was composed of mandatory short- and long-form questionnaires. In 2011, the Census of Canada was collected through only a mandatory short-form containing questions on population, number and type of dwellings, basic demographics (including age, and sex), marital status, language, as well as families and households.

2011 Census of Canada Results Snapshot

Walden = ■ Calgary = ■

Median Age:
29 36



Per cent male:
52% 50%

Average number of persons per census family:
2.8 3.0



Average number of children per census family:
0.9 1.1

Persons who speak neither English nor French:
10 25,425

Tân'si
Nǐ hǎo
¡Hola!

Per cent who speak neither English nor French:
2% 2%

Persons living alone:
55 110,000



Per cent living alone:
11% 10%

Walden

Walden = ■ Calgary = ■

2011 Census of Canada Population

Number of persons by age and sex

| Walden | | | |
|-------------------------|------------|------------|------------|
| | 2011 | Male | Female |
| Total population | 485 | 250 | 230 |
| 0-4 | 45 | 30 | 15 |
| 5-9 | 35 | 15 | 20 |
| 10-14 | 15 | 10 | 5 |
| 15-19 | 20 | 10 | 5 |
| 20-24 | 40 | 20 | 20 |
| 25-29 | 95 | 50 | 45 |
| 30-34 | 65 | 30 | 30 |
| 35-39 | 55 | 25 | 30 |
| 40-44 | 35 | 15 | 15 |
| 45-49 | 40 | 20 | 15 |
| 50-54 | 15 | 10 | 5 |
| 55-59 | 5 | 5 | 5 |
| 60-64 | 10 | 5 | 5 |
| 65-69 | 0 | 0 | 0 |
| 70-74 | 5 | 0 | 0 |
| 75-79 | 5 | 0 | 0 |
| 80-84 | 0 | 0 | 0 |
| 85+ | 0 | 0 | 0 |

| Calgary | | | |
|-------------------------|------------------|----------------|----------------|
| | 2011 | Male | Female |
| Total population | 1,096,830 | 547,475 | 549,360 |
| 0-4 | 72,010 | 37,105 | 34,900 |
| 5-9 | 62,440 | 31,700 | 30,745 |
| 10-14 | 61,965 | 31,645 | 30,325 |
| 15-19 | 66,600 | 34,175 | 32,430 |
| 20-24 | 77,550 | 38,980 | 38,565 |
| 25-29 | 93,360 | 46,835 | 46,530 |
| 30-34 | 90,355 | 45,230 | 45,125 |
| 35-39 | 86,965 | 43,620 | 43,345 |
| 40-44 | 85,185 | 43,350 | 41,830 |
| 45-49 | 86,705 | 43,585 | 43,120 |
| 50-54 | 84,530 | 42,755 | 41,775 |
| 55-59 | 68,350 | 34,705 | 33,640 |
| 60-64 | 51,630 | 25,770 | 25,860 |
| 65-69 | 33,370 | 16,150 | 17,215 |
| 70-74 | 24,990 | 11,475 | 13,515 |
| 75-79 | 20,815 | 9,325 | 11,490 |
| 80-84 | 16,085 | 6,600 | 9,485 |
| 85+ | 13,925 | 4,475 | 9,450 |

Source: Census of Canada, 2011

Walden

Walden = ■ Calgary = ■

2011 Census of Canada Family Information

Living arrangements

| Walden | | |
|--------------------------------------|------------|-------------|
| | Number | Per cent |
| Persons in private households | 485 | 100% |
| Not living in a census family | 80 | 16% |
| <i>Living with relatives</i> | 10 | 13% |
| <i>Living w/non-relatives</i> | 20 | 25% |
| <i>Living alone</i> | 55 | 69% |
| Living in a census family | 400 | 82% |

Source: Census of Canada, 2011

| Calgary | | |
|--------------------------------------|------------------|-------------|
| | Number | Per cent |
| Persons in private households | 1,082,230 | 100% |
| Not living in a census family | 203,895 | 19% |
| <i>Living with relatives</i> | 27,930 | 14% |
| <i>Living w/non-relatives</i> | 65,960 | 32% |
| <i>Living alone</i> | 110,000 | 54% |
| Living in a census family | 878,335 | 81% |

Census families

| Walden | | |
|-------------------------------|------------|-------------|
| | Number | Per cent |
| Census families | 145 | 100% |
| Couple families | 130 | 90% |
| <i>W/out children at home</i> | 65 | 50% |
| <i>With children at home</i> | 70 | 54% |
| Lone-parent families | 15 | 10% |
| <i>Female lone-parent</i> | 15 | 100% |
| <i>Male lone-parent</i> | 0 | 0% |

Source: Census of Canada, 2011

| Calgary | | |
|-------------------------------|----------------|-------------|
| | Number | Per cent |
| Census families | 296,430 | 100% |
| Couple families | 253,360 | 85% |
| <i>W/out children at home</i> | 110,545 | 44% |
| <i>With children at home</i> | 142,810 | 56% |
| Lone-parent families | 43,070 | 15% |
| <i>Female lone-parent</i> | 33,625 | 78% |
| <i>Male lone-parent</i> | 9,450 | 22% |

Walden

Walden = ■ Calgary = ■

Family Information (continued)

Family size

| Walden | | |
|-------------------------|------------|-------------|
| | Number | Per cent |
| Census families | 145 | 100% |
| Family size: 2 persons | 70 | 48% |
| Family size: 3 persons | 35 | 24% |
| Family size: 4 persons | 30 | 21% |
| Family size: 5+ persons | 10 | 7% |

Source: Census of Canada, 2011

| Calgary | | |
|-------------------------|----------------|-------------|
| | Number | Per cent |
| Census families | 296,430 | 100% |
| Family size: 2 persons | 137,185 | 46% |
| Family size: 3 persons | 67,795 | 23% |
| Family size: 4 persons | 65,355 | 22% |
| Family size: 5+ persons | 26,095 | 9% |

Marital status

| Walden | | |
|---|------------|-------------|
| | Number | Per cent |
| Population aged 15+ | 390 | 100% |
| Married/common-law | 260 | 67% |
| <i>Married</i> | 180 | 69% |
| <i>Common-law</i> | 80 | 31% |
| Not living with spouse or common-law partner | 125 | 32% |
| <i>Single</i> | 85 | 68% |
| <i>Separated</i> | 10 | 8% |
| <i>Divorced</i> | 25 | 20% |
| <i>Widowed</i> | 10 | 8% |

Source: Census of Canada, 2011

| Calgary | | |
|---|----------------|-------------|
| | Number | Per cent |
| Population aged 15+ | 900,415 | 100% |
| Married/common-law | 520,395 | 58% |
| <i>Married</i> | 445,155 | 86% |
| <i>Common-law</i> | 75,240 | 14% |
| Not living with spouse or common-law partner | 380,020 | 42% |
| <i>Single</i> | 265,405 | 70% |
| <i>Separated</i> | 21,400 | 6% |
| <i>Divorced</i> | 57,735 | 15% |
| <i>Widowed</i> | 35,480 | 9% |

Walden

Walden = ■ Calgary = ■

Family Information (continued)

Children living at home

| Walden | | |
|--|------------|-------------|
| | Number | Per cent |
| Children in census families in private households | 130 | 100% |
| Under 6 years of age | 55 | 42% |
| 6 – 14 years | 45 | 35% |
| 15 – 17 years | 10 | 8% |
| 18 – 24 years | 20 | 15% |
| 25 years and over | 5 | 4% |

Source: Census of Canada, 2011

| Calgary | | |
|--|----------------|-------------|
| | Number | Per cent |
| Children in census families in private households | 328,550 | 100% |
| Under 6 years of age | 84,440 | 26% |
| 6 – 14 years | 110,390 | 34% |
| 15 – 17 years | 37,905 | 11% |
| 18 – 24 years | 65,425 | 20% |
| 25 years and over | 30,390 | 9% |

2011 Census of Canada Seniors Information

Population 65 years and over

| Walden | | |
|-------------------------------------|------------|-------------|
| | Number | Per cent |
| Total population | 485 | 100% |
| Population up to 64 years | 475 | 98% |
| Population 65 years and over | 10 | 2% |
| 65 – 69 years | 0 | 0% |
| 70 – 74 years | 5 | 50% |
| 75 – 79 years | 5 | 50% |
| 80 – 84 years | 0 | 0% |
| 85 years and over | 0 | 0% |

Source: Census of Canada, 2011

| Calgary | | |
|-------------------------------------|------------------|-------------|
| | Number | Per cent |
| Total population | 1,096,830 | 100% |
| Population up to 64 years | 987,645 | 90% |
| Population 65 years and over | 109,185 | 10% |
| 65 – 69 years | 33,370 | 31% |
| 70 – 74 years | 24,990 | 23% |
| 75 – 79 years | 20,815 | 19% |
| 80 – 84 years | 16,085 | 15% |
| 85 years and over | 13,925 | 13% |

Walden

Walden = ■ Calgary = ■

Seniors Information (continued)

Persons 65 years and older in private households by living arrangements

| Walden | | |
|-------------------------------|--------|----------|
| | Number | Per cent |
| Persons 65 years and over | 10 | 100% |
| Not living in a census family | 5 | 50% |
| <i>Living with relatives</i> | 5 | 100% |
| <i>Living w/non-relatives</i> | 0 | 0% |
| <i>Living alone*</i> | 5 | 100% |
| Living in a census family | 0 | 0% |

| Calgary | | |
|-------------------------------|--------|----------|
| | Number | Per cent |
| Persons 65 years and over | 99,830 | 100% |
| Not living in a census family | 32,785 | 33% |
| <i>Living with relatives</i> | 5,850 | 18% |
| <i>Living w/non-relatives</i> | 2,170 | 7% |
| <i>Living alone*</i> | 24,760 | 75% |
| Living in a census family | 67,050 | 67% |

Source: Census of Canada, 2011

* *Indicator of social isolation*

2011 Census of Canada Dwellings

Occupied private dwellings by structural type

| Walden | | |
|----------------------------------|--------|----------|
| | Number | Per cent |
| Total occupied private dwellings | 205 | 100% |
| Single-detached house | 145 | 71% |
| Semi-detached house or duplex | 40 | 20% |
| <i>Semi-detached</i> | 0 | 0% |
| <i>Duplex</i> | 40 | 100% |
| Row house | 20 | 10% |
| Apartment | 0 | 0% |
| <i>Less than 5 storeys</i> | 0 | 0% |
| <i>5 storeys or more</i> | 0 | 0% |
| Other dwelling | 0 | 0% |

| Calgary | | |
|----------------------------------|---------|----------|
| | Number | Per cent |
| Total occupied private dwellings | 423,420 | 100% |
| Single-detached house | 248,755 | 59% |
| Semi-detached house or duplex | 42,150 | 10% |
| <i>Semi-detached</i> | 25,495 | 60% |
| <i>Duplex</i> | 16,655 | 40% |
| Row house | 37,400 | 9% |
| Apartment | 93,020 | 22% |
| <i>Less than 5 storeys</i> | 63,535 | 68% |
| <i>5 storeys or more</i> | 29,485 | 32% |
| Other dwelling | 2,090 | 0% |

Source: Census of Canada, 2011

Walden

Walden = ■ Calgary = ■

2011 Census of Canada Languages

Knowledge of official languages

| Walden | | |
|---|------------|-------------|
| | Number | Per cent |
| Population excluding institutional residents | 485 | 100% |
| English | 440 | 91% |
| French | 0 | 0% |
| English and French | 30 | 6% |
| Neither English nor French* | 10 | 2% |

| Calgary | | |
|---|------------------|-------------|
| | Number | Per cent |
| Population excluding institutional residents | 1,087,405 | 100% |
| English | 979,520 | 90% |
| French | 1,005 | 0% |
| English and French | 81,455 | 8% |
| Neither English nor French* | 25,425 | 2% |

Source: Census of Canada, 2011

***Indicator of social isolation**

Language spoken most often at home

| Walden | | |
|---|------------|-------------|
| | Number | Per cent |
| Population excluding institutional residents | 485 | 100% |
| English | 365 | 75% |
| French | 0 | 0% |
| Non-official language | 90 | 19% |
| Top 5 | | |
| Spanish | 25 | 28% |
| Tagalog | 20 | 22% |
| Mandarin | 10 | 11% |
| Chinese, n.o.s. | 5 | 6% |
| Hindi | 5 | 6% |
| Multiple languages | 30 | 6% |

| Calgary | | |
|---|------------------|-------------|
| | Number | Per cent |
| Population excluding institutional residents | 1,087,400 | 100% |
| English | 857,565 | 79% |
| French | 6,730 | 1% |
| Non-official language | 173,595 | 16% |
| Top 5 | | |
| Panjabi | 21,370 | 12% |
| Chinese, n.o.s. | 17,690 | 10% |
| Tagalog | 14,510 | 8% |
| Cantonese | 14,400 | 8% |
| Spanish | 14,285 | 8% |
| Multiple languages | 49,510 | 5% |

Source: Census of Canada, 2011

n.o.s. = not otherwise specified

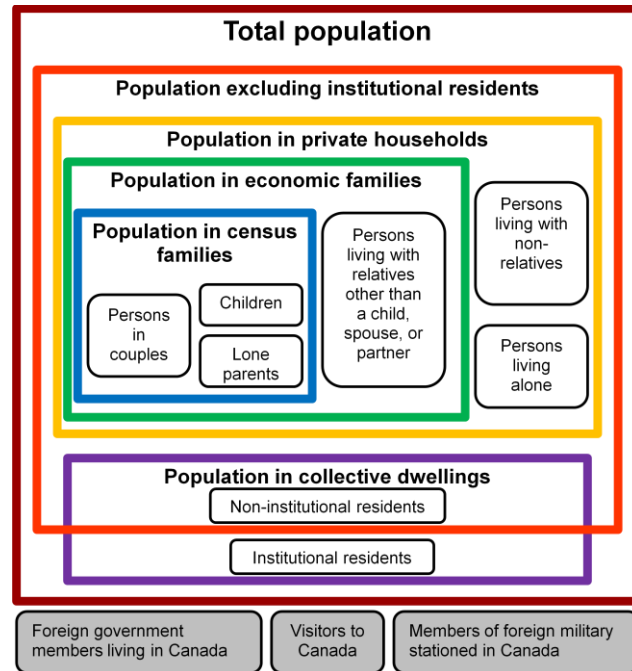
For additional information and results from the Census of Canada, please visit statcan.gc.ca.

Notes

Each item in this document starts from a particular population. Some items relate to the total population and some to a subset. For example, the “Number of Persons by Age and Sex” table refers to the total population whereas the “Living Arrangements” table refers only to the population in private households. The relationship between the populations is illustrated (right) and terms related to the different populations can be found in the glossary.

Throughout this document, the population is identified and the full population figure is provided as the first row of the related table.

In both the original data from Statistics Canada and in the compilation of this document, total values may not match the individual values since totals and sub-totals are independently rounded. Similarly, percentages, which are calculated on rounded data, may not necessarily add up to 100%.



Populations (adapted from Statistics Canada 2011 Census Dictionary, 98-301-X2011001)

Data Quality

Two data sources were used to compile the Part A - Demographics community profiles: the 2014 Calgary Civic Census and the 2011 Census of Canada. The data quality of each source is discussed below.

2014 Calgary Civic Census

Calgary conducts an annual official count of dwelling units and population that lives in those units through door to door physical collection. This count of dwellings and residents may also include enumeration and other supplementary questions. The 2014 Calgary Civic Census day was April 1.

2011 Census of Canada

A different methodology was used for the 2011 Census of Canada than in previous years. Prior to 2011, the Census consisted of a mandatory short- and long-form questionnaire. In 2011, the Census of Canada was collected through only a mandatory short-form census questionnaire. Information previously collected in the mandatory long-form census was collected in 2011 through the voluntary National Household Survey (NHS). The results of the Census of Canada

The City of Calgary Community Profiles

Part A – Demographics

are highly reliable but this change in methodology has implications for the type and quality of information available through the NHS. These implications will be discussed in *Part B – Community Character* profile. The 2011 Census of Canada reference day was May 10.

Data sources summary

| | Calgary Civic Census | Census of Canada | National Household Survey |
|---|---|---|--|
| Frequency | Annual | Every five years | Initial collection |
| Current year | 2014 | 2011 | 2011 |
| Administrator | The City of Calgary | Statistics Canada | Statistics Canada |
| Current year data collected | Standard questions: <ul style="list-style-type: none"> Population Number and type of dwellings Additional questions: <ul style="list-style-type: none"> Age and sex (every 2-3 years) Transportation survey (every 5 years) Mode of transportation (every 3 years) | Short-form fields: <ul style="list-style-type: none"> Population Number and type of dwellings Basic demographics (including age, and sex) Marital status Language Families and households | NHS fields: <ul style="list-style-type: none"> Activity limitations Ethnic diversity and immigration Aboriginal Peoples Mobility and migration Education Labour, place of work and commuting to work Income and earnings Housing and shelter costs |
| Not collected in current year | <ul style="list-style-type: none"> Dogs and cats (occasional) Number of employed (every 5 years) | | |
| Included in Part A – Demographics? | Yes | Yes | No |
| Included in Part B – Community Character? | No | No | Yes |

In 2011, the short-form questionnaire remained mandatory and contained the same eight questions as in previous years, with the addition of two language questions. As such it is possible to make historical comparisons between most variables from the 2011 Census and previous short-form census data. However, there are some restrictions when making comparisons:

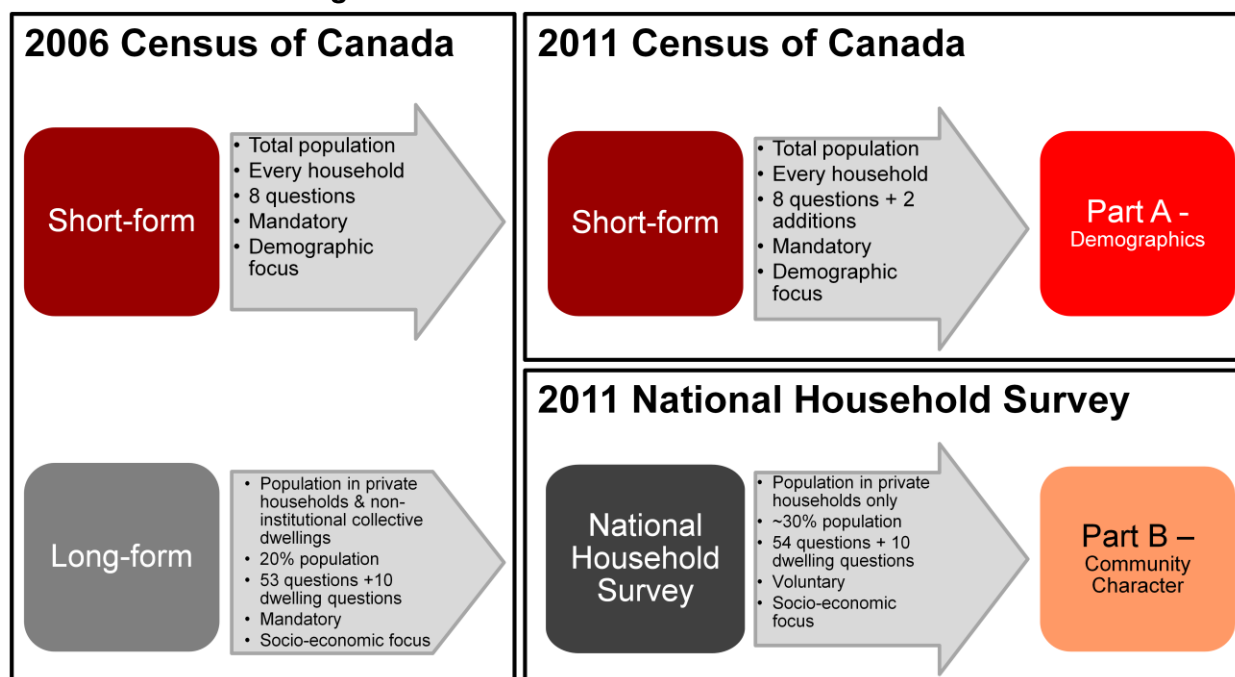
- The definitions of specific variables can change over time and should be reviewed.
- Statistics Canada advises caution when comparing the 2011 Census language data with that of previous Censuses because changes in response patterns to mother tongue and home language have been observed. These changes may be related to modifications made in the placement and context of these questions in the survey.

Part A – Demographics

- In some cases major changes to a geographical boundary (for example 2006 and 2013 Ward boundaries) may mean that direct comparisons over time are not possible. This is also true for the Calgary Civic Census.

The diagram below shows an overview of the changes to the Census of Canada and links each dataset with the associated community profile.

Census of Canada changes



Sources

Community Profile: Part A – Demographics Sources

| Name | Year | Administrator | Source |
|----------------------|------|---------------------|--|
| Calgary Civic Census | 2014 | The City of Calgary | 2014 Civic Census Results |
| Census of Canada | 2011 | Statistics Canada | Semi-Custom Profile, for Custom Geography (Cluster 1), 2011 Census |
| Census of Canada | 2011 | Statistics Canada | Census Profile – Age, Sex, Marital Status, Families, Households, Dwellings and Language for Canada, Provinces, Territories, Census Divisions and Census Subdivisions, 2011 Census. |

Glossary

Unless otherwise noted, the definitions in this glossary are adapted from Statistics Canada Census Dictionary, [98-301-X2011001](#).

Census family Refers to a married couple (with or without children), a common-law couple (with or without children), or a lone parent family. A couple may be of same or opposite sex.

Children living at home Refers to blood, step, or adopted sons and daughters (regardless of age or marital status) who are living in the same dwelling as their parent(s), as well as grandchildren in households where there are no parents present. Sons and daughters who are living with their married spouse or common-law partner, or with one or more of their own children, are not considered to be members of the census family of their parent(s), even if they are living in the same dwelling. Sons or daughters who do not live in the same dwelling as their parent(s) are not considered members of the census family of their parents. Excludes foster children.

City of Calgary Refers to the Calgary census subdivision (CSD), as defined by Statistics Canada.

Collective dwelling Refers to a dwelling of a commercial, institutional or communal nature. Examples of institutional and non-institutional collective dwellings are given below.

Collective dwelling, institutional Includes hospitals, nursing homes, group homes, shelters, jails and correctional facilities.

Collective dwelling, non-institutional Includes residences for senior citizens, staff residences, lodging and rooming houses, hotels, motels, tourist establishments, campgrounds, school residences, work camps, religious establishments, and military bases.

Collective household Refers to a person or a group of persons who occupy a collective dwelling.

Dwelling (2011 Census of Canada)

Refers to a set of living quarters in which a person or a group of persons reside or could reside.

Structure types include:

- **Apartment, less than five storeys:** Refers to a dwelling unit in a building that has fewer than five storeys.
- **Apartment, five or more storeys:** Refers to a dwelling unit in a high-rise apartment building which has five or more storeys.
- **Duplex:** Refers to one of two dwellings, located one above the other, may or more be attached to other dwellings or buildings.
- **Other dwelling:** Includes mobile homes, movable dwellings, and other dwellings not included elsewhere.
- **Row house:** One of three or more dwellings joined side by side (or occasionally side to back), such as a townhouse or garden home, but not having any other dwellings either above or below.
- **Semi-detached house:** Refers to one of two dwellings attached side by side (or back to back) to each other, but not attached to any other dwelling or structure (except its own garage or shed). A semi-detached dwelling has no dwellings either above or below it, and the two units have open space on all sides.
- **Single-detached house:** A single dwelling not attached to any other dwelling or structure (except its own garage or shed). A single-detached house has open space on all sides, and no dwellings either above it or below it.

Dwelling (2014 Calgary Civic Census)

A self contained unit with full cooking, sleeping and sanitary facilities which are not part of an institution.

Structure types include, but are not limited to:

- **Apartment:** a structure originally designed and built to contain at least three dwelling units on three or more levels.
- **Converted structure:** The additional dwelling unit in a structure that contains more units than the building was originally designed and built to contain.
- **Duplex:** A structure originally designed and built to contain two dwelling units, either side-by-side or one above the other.
- **Single family dwelling:** A structure originally designed and built to contain a single dwelling unit.
- **Townhouse:** A structure originally designed and built to contain three or more attached or semi-detached dwelling units.

Adapted from [2014 Civic Census Results](#), Calgary.

Geographic boundaries Ward boundaries change regularly. While the number of wards remains relatively static, the geographic area they represent does not. As such, comparisons should not be drawn between wards over time. For the 2011 Census of Canada, 2013 boundaries were used for wards and communities. For the 2014 Calgary Civic Census, 2014 boundaries were used for wards and communities. The boundary differences between the two years are minimal (The City of Calgary, 2014).

Household Refers to a person or group of persons who occupy the same dwelling and do not have a usual place of residence elsewhere in Canada. It may consist of a census family, with or without other persons, of two or more families sharing a dwelling, of a group of unrelated persons, or of one person living alone. Every person is a member of one and only one household.

Household size Refers to the number of persons occupying a private dwelling.

Knowledge of official languages Refers to whether a person has the ability to conduct a conversation in English only, in French only, in both English and French, or in neither English nor French.

Language spoken most often at home Refers to the language spoken most often at home by the individual.

Lone parent Refers to mothers or fathers, with no married spouse or common-law partner present, living in a dwelling with one or more children.

Marital status Refers to the marital status of the person, taking into account his/her common-law status. Possible marital statuses are:

- **Common-law:** Refers to a person who is living with another person as a couple but who is not legally married to that person. Includes persons living with same and opposite sex partners.
- **Divorced:** Refers to a person who has obtained a legal divorce and who has not remarried. Persons living common-law are not included in this category.
- **Married:** Refers to a person who is legally married and has not separated or obtained a divorce, and whose spouse is living. Includes persons married to same and opposite sex spouses.
- **Separated:** Refers to a person who is married but who no longer lives with his/her spouse (for any reason other than illness, work or school) and who has not obtained a divorce. Persons living common-law are not included in this category.
- **Single:** A person who has never married or a person whose marriage has been annulled and who has not remarried. Persons living common-law are not included in this category.
- **Widowed:** A person who has lost his/her spouse through death and who has not remarried. Persons living common-law are not included in this category.

Persons not in census families Refers to persons who are not married, living with a partner, or living with a child. Includes persons living with relatives other than their spouse, partner, or child, persons living with non-relatives, persons living alone, and persons living in collective dwellings.

Private dwelling Refers to a separate set of living quarters with a private entrance either from outside or from a common hall, lobby, vestibule or stairway inside the building. The entrance to the dwelling must be one that can be used without passing through the living quarters of someone else.

Private household Refers to a person or a group of persons who occupy a private dwelling.

Total population Includes Canadian citizens and landed immigrants whose usual place of residence is Canada. Also includes refugee claimants, holders of work and study permits, Canadian citizens and landed immigrants at sea or in port aboard merchant or government vessels, and Canadian citizens away from Canada on military or diplomatic business. Total population excludes government representatives and military members of other countries and residents of other countries visiting Canada.



