



# This is my neighbourhood

Report Back: What We Heard  
Creative Ideation Session – Meadowlark Park  
February 5, 2018

## Project overview

This is my neighbourhood is a program created for residents to partner with The City of Calgary to identify ways to make their neighbourhoods even better places to live, work and play.

In 2016, The City of Calgary delivered more than 100 programs, services and small-scale improvement projects to the first 14 neighbourhoods that participated in This is my neighbourhood. Some examples of the types of initiatives that resulted from the program included building a fit park, adding family-friendly Park n' Play programming options and developing pedestrian pathway maps.

The City is now working with 14 new neighbourhoods and the resulting improvement initiatives will be implemented in 2018.

## Engagement overview

### Step 1 – Define your community vision

The engagement process began with each neighbourhood identifying a vision. Residents were asked to select three vision words from the list below, and explain why their selection would make their community a better place to live, work and play. Participants could also provide their own vision words.

*Accessible • Beautiful • Connected • Diverse • Family-friendly • Healthy • Inclusive • Safe • Walkable*

The input from the first phase created three vision statements from which residents could select their favourite in an online poll. Meadowlark Park residents selected the following vision statement: **Meadowlark Park values being a safe, beautiful, clean and family-friendly neighbourhood.**

### Step 2 – Coming up with creative ideas

On January 10, 2018, ten Meadowlark Park residents and City staff attended a workshop focused on brainstorming creative ideas to support the neighbourhood vision. This report covers what we heard at that workshop.





# This is my neighbourhood

Report Back: What We Heard  
Creative Ideation Session – Meadowlark Park  
February 5, 2018

## What we asked

Participants were asked to choose one of their community's vision words – safe, beautiful, clean or family-friendly – as the basis for coming up with ideas for small-scale improvements for Meadowlark Park.

Participants worked in small groups to complete three worksheets designed to help them generate creative ideas.

**Worksheet 1** helped participants build on their selected vision word by *leveling up* or *digging down*.

*Leveling up* asked participants to think about how they could make the vision happen in their neighbourhood. For example, how could we make Meadowlark Park beautiful? Once they had come up with one idea, they were tasked with continuing to level up until several ideas had been generated.

Similarly, participants could also *dig down* to discover what might be preventing their vision from being realized. For example, what is stopping our neighbourhood from being beautiful?

After completing Worksheet 1 participants had several ideas for achieving their vision, and were asked to select one idea to carry over for further development in Worksheet 2.



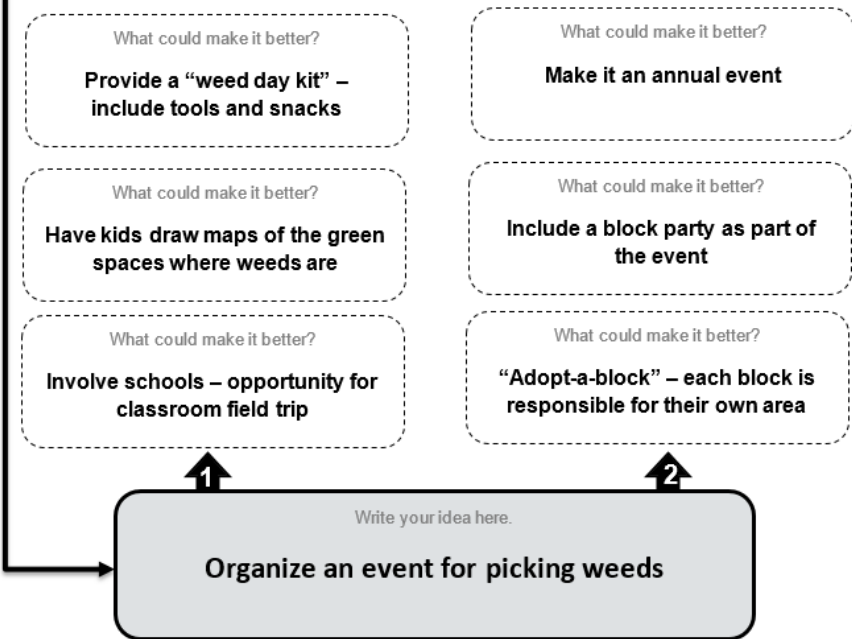
Participants at This is my neighbourhood workshop



Worksheet 1 Example

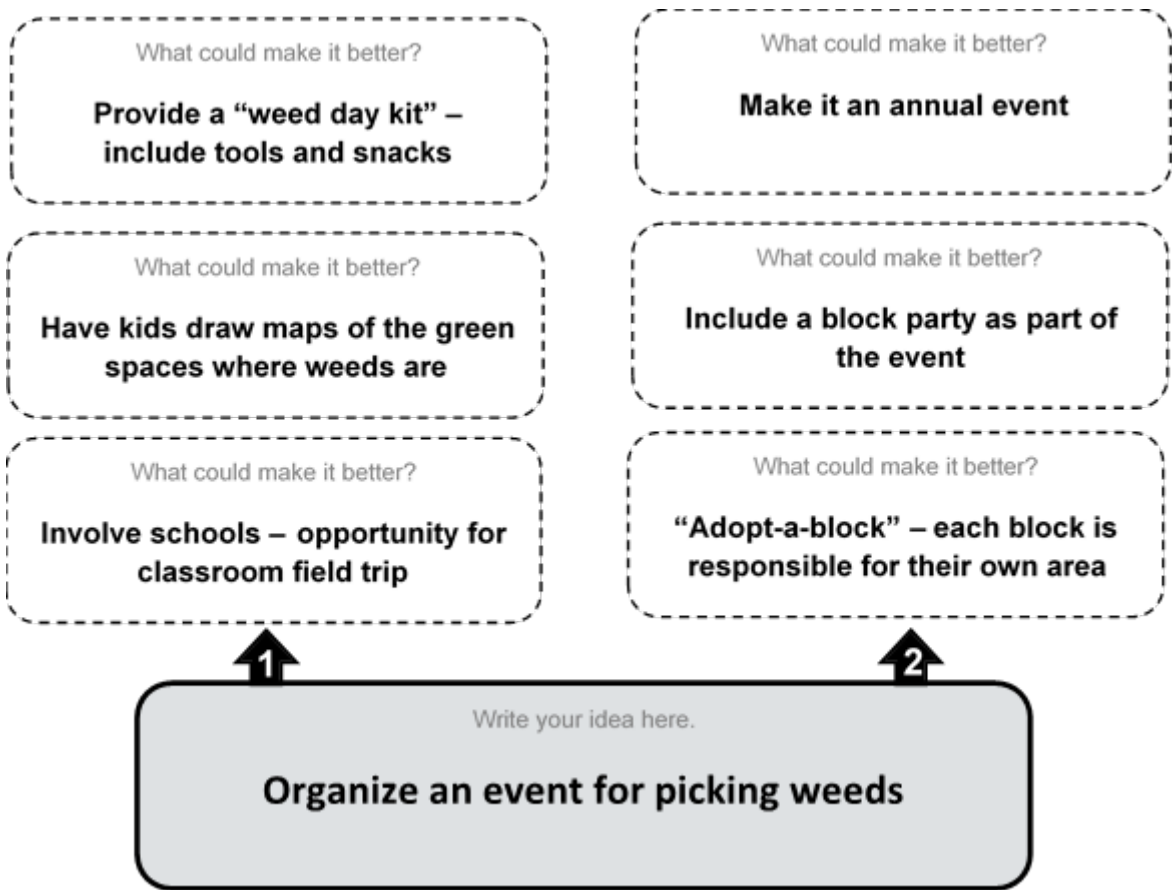


Worksheet 1 Example



Worksheet 2 Example

**Worksheet 2** asked participants to think of two different ways or approaches to make that idea better, as illustrated in the example below.



Worksheet 2 Example



# This is my neighbourhood

Report Back: What We Heard  
Creative Ideation Session – Meadowlark Park  
February 5, 2018

For **Worksheet 3**, participants picked one idea from Worksheet 2 to develop that idea into an experiment. Experiments were created to test the idea's potential for success or gave more detail and clarity to implement the idea. Worksheet 3 asked participants to make experiments physical (physical movement), observational (measurable) and conversational (interaction between participants).

Other details were captured on Worksheet 3 about the resources needed for the experiment, who would be involved and where the experiment would take place. Participants were also asked to indicate how easy or hard it would be to implement and if it would have a low or high impact on the community.

Participants were then asked to go through the worksheets again using a different vision word.

## What we heard

12 sets of worksheets were completed for Meadowlark Park. The list of experiment ideas that came from Worksheet 3, grouped by vision word, is provided below (one set of worksheets did not include an experiment). To view the details of the experiments on the transcribed worksheets, please see pages 7 - 32.

Vision word: Safe

- Traffic slowing
- Temporary traffic calming curbs
- Active even promoting neighbourhood

Vision word: Beautiful

- Perennial planting/swap neighbour day
- "Bush gardens" + fence painting/community art/blackboard
- Contest & block parties
- Flowers/community garden

Vision word: Clean

- Signs in odd places
- Newsletter info

Vision word: Family-Friendly

- Choose your own adventure
- Multigenerational inclusive community garden (in former Milton William's School space)



## Next steps

The ideas and experiments identified at the workshop will be reviewed by The City of Calgary project team. Based on the ideas generated at the workshops and from the Visioning survey in the fall, a proposed list of initiatives will be put forward to community residents to prioritize in March 2018.

## Verbatim worksheets

The following pages are the transcribed worksheets from the Meadowlark Park workshop. Worksheets have been transcribed as they were submitted; no edits have been made to spelling or grammar. Blank boxes on the submitted sheets were left blank on the transcribed worksheets. If an inappropriate word was used, the following is used to indicate that it was removed: [inappropriate word removed]. If personal information was submitted the following is used where that information was removed: [personally identifying information removed]. The worksheets have been grouped by vision word.



*Participants at This is my neighbourhood workshop*



*Participants at This is my neighbourhood workshop*



## This is My Neighbourhood

Report Back: What We Heard  
Creative Ideation Session, February 5, 2018  
Meadowlark Park

The following worksheets were submitted for the vision word **SAFE**.

Worksheet 1 – Come up with ideas

Level up

Level up

Level up

Changing Words

Better Signage

Write your vision word here.  
Traffic

Traffic Dept \$

Dig down

Small Community

Dig down

Dig down

This is my neighbourhood – Meadowlark Park Workshop, January 10, 2018  
Worksheet #4: Safe

Worksheet 2 – Build on your ideas

Traffic Circle

Slow People

1

2

Write your idea here.  
Traffic Slowing



### Worksheet 3 – Experiment details

Experiment title:

***How will you conduct the experiment? What resources do you need? Who is involved? Where will you try it?***

- Traffic Calming
  - Measurable
- Build temporary curbs off Center Park

***Which vision words does this experiment support?***

*No input provided.*

***What will you observe? How will you measure impact?***

*No input provided.*

***How is your experiment physical?***

*No input provided.*

***How is your experiment observational?***

*No input provided.*

***How is your experiment conversational?***

*No input provided.*

### Sketch



**Worksheet 1 – Come up with ideas**

Level up

Level up

Level up

Bring community together to do it with CPS

Do a SEPTD review

Write your vision word here.  
Limit Drug Paraphenelia

No access to Chinook Mall

Dig down

Dig down

Dig down

**This is my neighbourhood – Meadowlark Park Workshop, January 10, 2018**  
Worksheet #5: **Safe**

**Worksheet 2 – Build on your ideas**

Rush hour concert w/ local performers

Glow in the dark/solar paint to have a night feature

Art/flowers/benches

1

2

Write your idea here.  
Activating Meadowlark (Centre Park)  
Temporary curbs @ Mayfair & McKay to slow vehicles around the turn

### Worksheet 3 – Experiment details

Experiment title: Temporary Traffic Calming Curbs

*How will you conduct the experiment? What resources do you need? Who is involved? Where will you try it?*

- TC Curbs → city
- Residents will activate new space

*Which vision words does this experiment support?*

Safe. Beautiful

*What will you observe? How will you measure impact?*

- Lower speeds on road
- Better compliance

*How is your experiment physical?*

- People can decorate

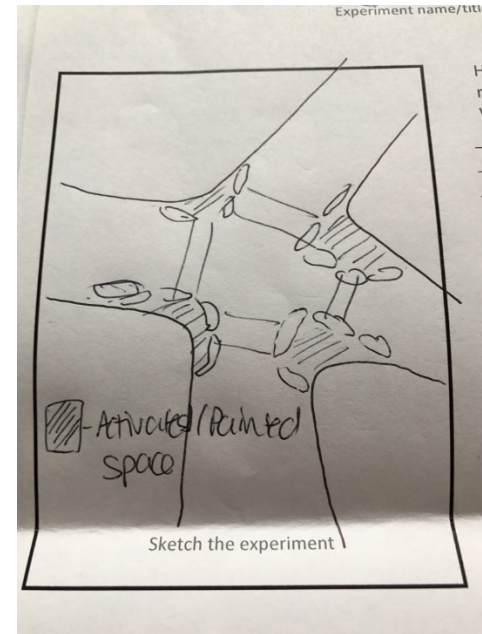
*How is your experiment observational?*

- Observe lower speeds

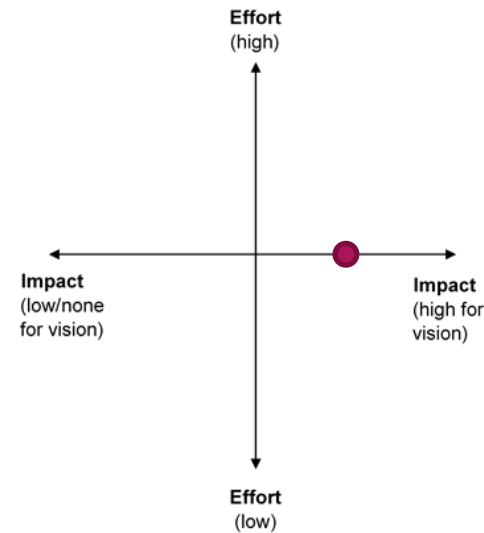
*How is your experiment conversational?*

- Citizens would decorate space together

### Sketch



*Where does the experiment land?*



## Worksheet 1 – Come up with ideas

Level up

- Dog walking  
- Community officer walking route

Level up

Winter/summer/night/day activities

Level up

More community members out & about

Write your vision word here.  
Safe

Dark/secluded

Dig down

Lights/people

Dig down

Physical lights  
Activities

Dig down

## This is my neighbourhood – Meadowlark Park Workshop, January 10, 2018

Worksheet #6: **Safe**

## Worksheet 2 – Build on your ideas

Route for run would promote what we have in the community (rink, parks...)

Shared responsibility/no burnouts amongst the members

Infrastructure (ex. Skating rink)

Programs in place

Monthly hot chocolate in winter  
Running place 1 or 2 / yr?  
Bikes  
Scavenger hunt

1

2

Write your idea here.  
More community members out together

### Worksheet 3 – Experiment details

Experiment title: Active event promoting neighbourhood

***How will you conduct the experiment? What resources do you need? Who is involved? Where will you try it?***

- Options
  - Geocache
  - Fun run/ride (microbrewery after)
  - Scavenger hunt
- Volunteers for set-up
- Stories from legacy residents
- Hype
- Unique houses/fences/gardens/lights/decorations

***Which vision words does this experiment support?***

Safe. Family. Friendly. Pride (not in vision)

***What will you observe? How will you measure impact?***

- Attendance
- Smiles
- People learn about the spots they don't know about
- People use the spaces after (increased use)
- Volunteers sign up for next event

***How is your experiment physical?***

*No input provided.*

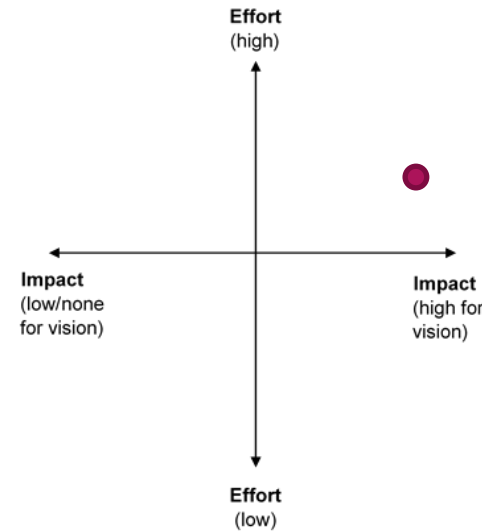
***How is your experiment observational?***

*No input provided.*

***How is your experiment conversational?***

*No input provided.*

***Where does the experiment land?***





## This is my neighbourhood

Report Back: What We Heard  
Creative Ideation Session – Meadowlark Park  
February 5, 2018

The following worksheets were submitted for the vision word **BEAUTIFUL**.

## Worksheet 1 – Come up with ideas

Communicate with residents what & how to donate.

Level up

Community planting party & BBQ (tie in with neighbour day) - June

Level up

Community members donating perennial plants & plant in parks.

Level up

Flowering – bushes/trees & flowers

Write your vision word here.  
Beautiful

Access to water supply?

Dig down

Rain barrels (Home depot donate?)

Dig down

Acquire rain barrels

Dig down

Board funding, residents donate, publicity

## This is my neighbourhood – Meadowlark Park Workshop, January 10, 2018

Worksheet #1: Beautiful

## Worksheet 2 – Build on your ideas

- Hazard clean up
- Electronics
- Pharmaceutical
- Clothing donations
- Garbage
- Large scale recycling
- Green waste

- Reduce, Reuse, Recycle

What goes where

1

Write your idea here.

Community clean up day

2



## Worksheet 3 – Experiment details

Experiment title: Perennial Planting / Swap Neighbour Day

***How will you conduct the experiment? What resources do you need? Who is involved? Where will you try it?***

- Use
  - Existing plant beds or
  - Temporary planters to showcase perennials in Central Park
  - Rainbarrel for water

***Which vision words does this experiment support?***

Beautiful, Family Friendly, Clean

***What will you observe? How will you measure impact?***

- # of plant colours, plant varieties
- # of people who water
- See if more people sit by flowers

***How is your experiment physical?***

- Community planting

***How is your experiment observational?***

- Do more people sit by flowers

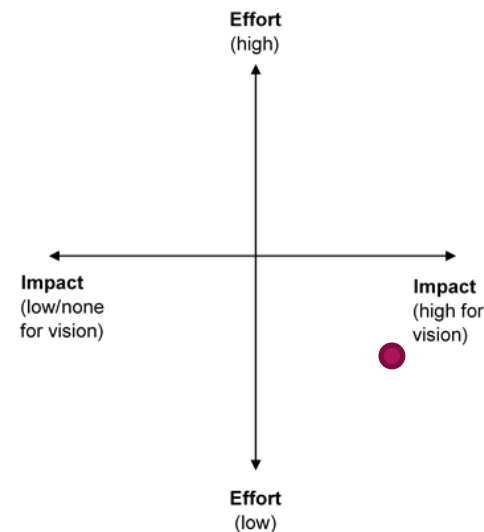
***How is your experiment conversational?***

- People swap plant species & plant together
- New idea: decorate the evergreens along McKay with ornaments

## Sketch



***Where does the experiment land?***



## Worksheet 1 – Come up with ideas

This is my neighbourhood – Meadowlark Park Workshop, January 10, 2018

Worksheet #2: Beautiful

## Worksheet 2 – Build on your ideas

work w/ some property owners w/  
neighbours to have “bush guardians” to  
make sure the row isn’t over grown

\*bonus provide a new link to the south  
park from central park

provide an actual link w/ a physical  
pathway through the Central park

a “string” park that takes back some of  
the asphalt

link by using similar materials and  
planting

- signage
- lighting

plants/planters w/

string park + pathways link to central  
park

Write your vision word here.  
Beautiful

Write your idea here.

activate/beautify the engineered pathways

Workshe

Experiment title: "Bush gardens" + fence painting/community art/blackboard.

- on the back of the fences facing the pathway
- could even use "glow" in the dark paint
- Aka very long name experiment

**How will you conduct the experiment? What resources do you need? Who is involved? Where will you try it?**

1. transform one of the pathways/mini clean-up
2. volunteers gardening tools to trim bushes/plants that over hang into the pathways  
paint (black board + glow in the dark)  
willing landowners  
creativity
3. CA  
Neighbors
4. on just one of the pathways and the back of fences facing the pathway

**Which vision words does this experiment support?**

- Beautiful
- Safe

**What will you observe? How will you measure impact?**

- After the "transformation" residents will observe to see if the people "traffic" on the pathway increases
- Are more people using the pathway?
- Do folks feel safer (we'll ask them)?
- Are people adding things to the fence blackboards.

**How is your experiment physical?**

- There will be physical "transformations" of the pathway w/ trimming back bushes + painting fence, plus providing chalk for residents to add more to the fences


**How is your experiment observational?**

- We can see if people are adding words + drawing to the black board fences
- We can see if more people are walking on and using the pathway after the transformation

**How is your experiment conversational?**

- The blackboard fences allow for conversation + hopefully w/ more people using the "transformed" pathway they will chat about it w/ their neighbours.

**Sketch**



## Worksheet 1 – Come up with ideas

Residents are amazing!

Level up

Email OR Letters to all Residents (DID NOT KNOW about this meeting)

Level up

Planters/water  
Fence to stop Rabbits & other

Level up

Flowers/vegetables (not seeds)

Write your vision word here.  
Beautiful/Community Garden

- No Water & Permission
- No Coordination with board & Residents

Dig down

No one has been asked

Dig down

No effort to tell RESIDENTS what is going on

Dig down

No Emails

## This is my neighbourhood – Meadowlark Park Workshop, January 10, 2018

Worksheet #12: Beautiful

## Worksheet 2 – Build on your ideas

L'arche could help

- Coordinate events with organizations

We do an AMAZING JOB w/ L'ARCHE!

Email Residents – ALL Residents

Call Neighbour Schools  
- Schools would love this

1  
Family Friendly

- Ice Rink Winter w/ lights
- Community games summer
- Allow residents to use Community Centre in Winter open basement like Elboya Hall during the day.

2

## Worksheet 3 – Experiment details

Experiment title: Flowers/ Community garden

**How will you conduct the experiment? What resources do you need? Who is involved? Where will you try it?**

- Planters
- Soil
- Fence – to stop rabbits
- Water
- Fertilizer
- Seniors/Kids/all ages could get involved
- People in apartments

**Which vision words does this experiment support?**

Beautiful

**What will you observe? How will you measure impact?**

- Food grown
- Email response
- Seminars on growing vegetables/
- Cooking Class
- Food prep
- Involvement w/ L'arche community as they have 6 houses 1 – meadowlark Park 3 – Windsor Park

**How is your experiment physical?**

- Build Fence & access door
- New Soil
- Dig up grass

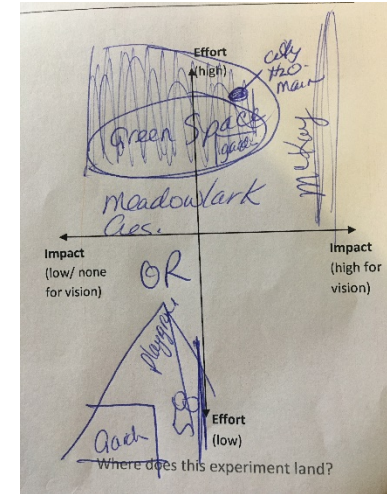
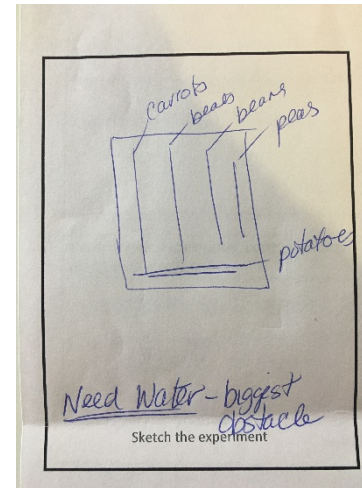
**How is your experiment observational?**

- Watch plants grow

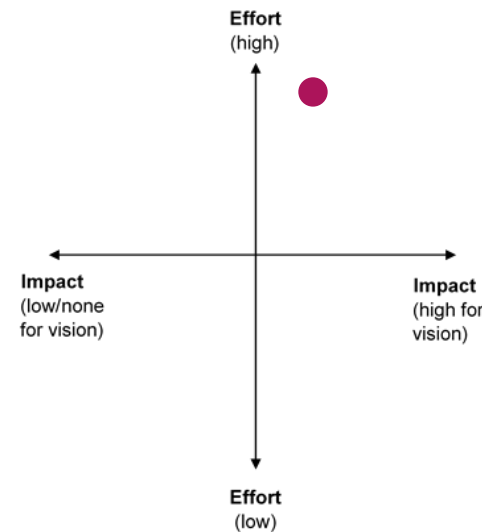
**How is your experiment conversational?**

- Involves all ages
- Lots of apartments nearby so kids can be involved & seniors
- Can coordinate w/ schools nearby/

## Sketch



**Where does the experiment land?**





## This is my neighbourhood

Report Back: What We Heard  
Creative Ideation Session – Meadowlark Park  
February 5, 2018

The following worksheets were submitted for the vision word **CLEAN**.

## Worksheet 1 – Come up with ideas

Local artists creating signs

Level up

Funny/personal signage, odd places etc.  
puns...

Level up

More respect for the residents

Level up

Less trash overall

Write your vision word here.  
Clean

Not enough garbage cans

Dig down

Lack of access for city crews to high traffic  
areas (Chinook)

Dig down

Dig down

## This is my neighbourhood – Meadowlark Park Workshop, January 10, 2018

Worksheet #7: Clean

## Worksheet 2 – Build on your ideas

- Emphasize humor & tied to  
community

- Physical interaction, noise, flash  
push back, embarrassing noise (fart)

- Local (kid) to draw a scary animal

- Put a mirror on it

- Local rabbits/bobcats threatening  
meadowlark bird

- Unexpected locations

1

Write your idea here.

Unique/odd/funny signs people pay attention/respect

2



## Worksheet 3 – Experiment details

Experiment title: Signs in odd places

**How will you conduct the experiment? What resources do you need? Who is involved? Where will you try it?**

- Temp signs (laminated)
  - Possible mirror on it
  - Threatening animals
  - Gnome/creatures
  - Famous people/residents
- Temp garbage can for beside signs. (black bins)
- Artists/volunteers

**Which vision words does this experiment support?**

Clean, beautiful

**What will you observe? How will you measure impact?**

- Peoples reactions to signs
- Amount of garbage in physical bins
- Move it if it did not fill up
- Type of garbage

**How is your experiment physical?**

No input provided.


**How is your experiment observational?**

No input provided.

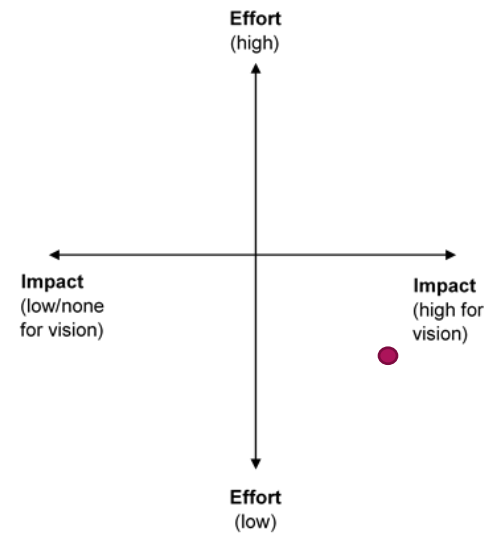
**How is your experiment conversational?**

No input provided.

## Sketch



**Where does the experiment land?**



## Worksheet 1 – Come up with ideas

“Mowing angels” for seniors & empty homes

Level up

Move garbage cans/nicer looking bins

Level up

Regular maintenance of potholes

Level up

Mow back alley

Write your vision word here.  
Clean

Lack of knowledge. Don't know what areas they need to maintain (procedure?) \*Who cleans sidewalks on alleys

Dig down

Need more bins/aren't enough currently

Dig down

No activity in some of the spaces

Dig down

## This is my neighbourhood – Meadowlark Park Workshop, January 10, 2018

Worksheet #8: Clean

## Worksheet 2 – Build on your ideas

- Contract summer students to clean-up... then party

- Snapshot photo “where is this” in newsletter

- Give options for cleaning up  
le. where to take garbage

- Make your alley number visible & pretty

- “Did you know”

- “Block champion” for clean community

1

Write your idea here.

Newsletter/Communication call to action to cleanup or “did you know”  
or ask all resident - give options

2

## Worksheet 3 – Experiment details

Experiment title: Newsletter info

***How will you conduct the experiment? What resources do you need? Who is involved? Where will you try it?***

- Series of “Did you know” (leading up to community clean up) in newsletter.
- Newsletter/someone with FAQs
- City/Board
- Try right away!

***Which vision words does this experiment support?***

*No input provided.*

***What will you observe? How will you measure impact?***

- Measure interest at the clean up
- What we notice around alleys/shared spaces.

***How is your experiment physical?***

*No input provided.*

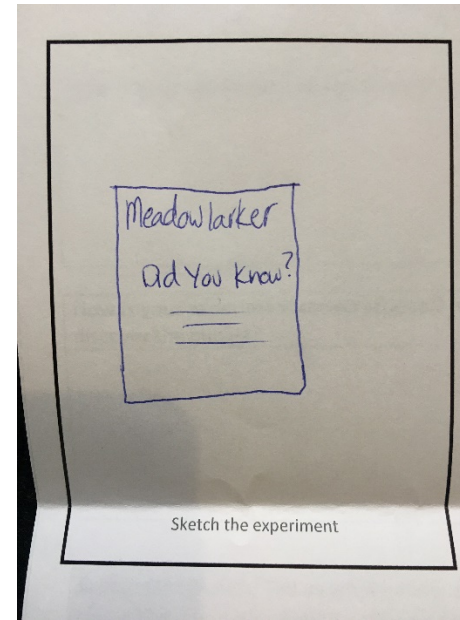
***How is your experiment observational?***

*No input provided.*

***How is your experiment conversational?***

*No input provided.*

## Sketch



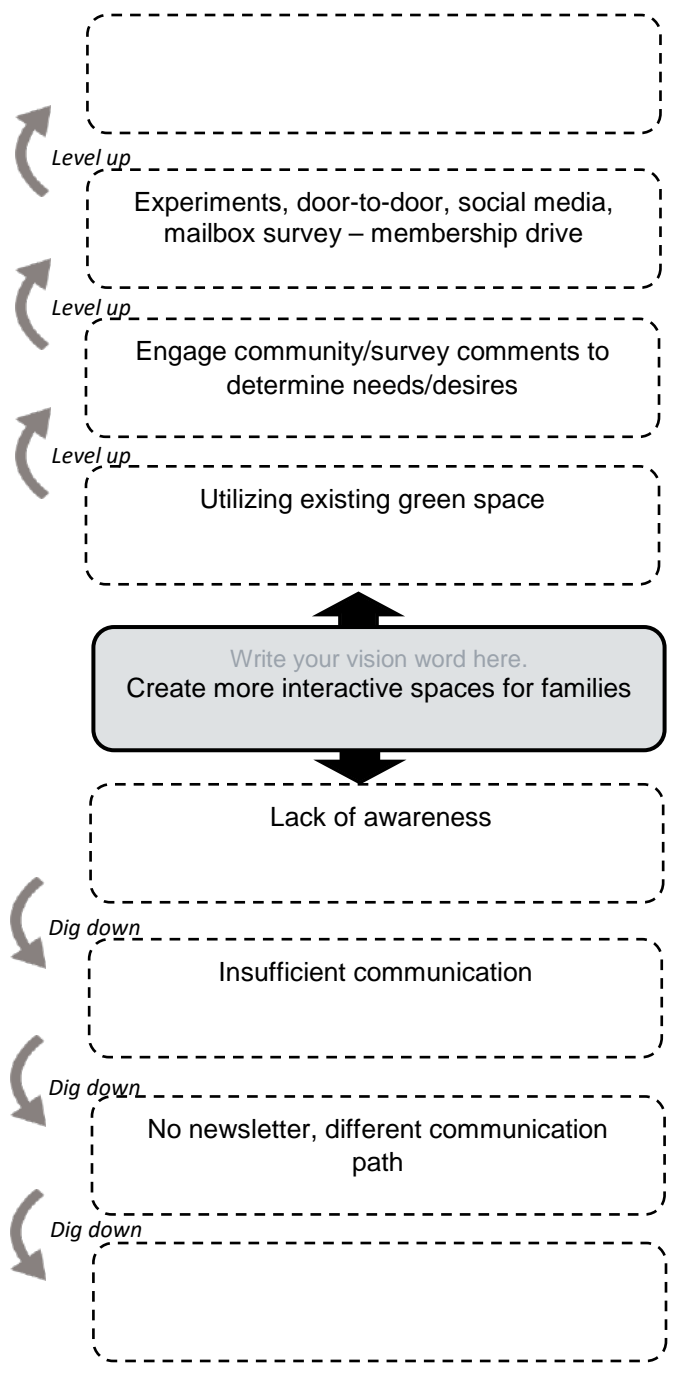


## This is my neighbourhood

Report Back: What We Heard  
Creative Ideation Session – Meadowlark Park  
February 5, 2018

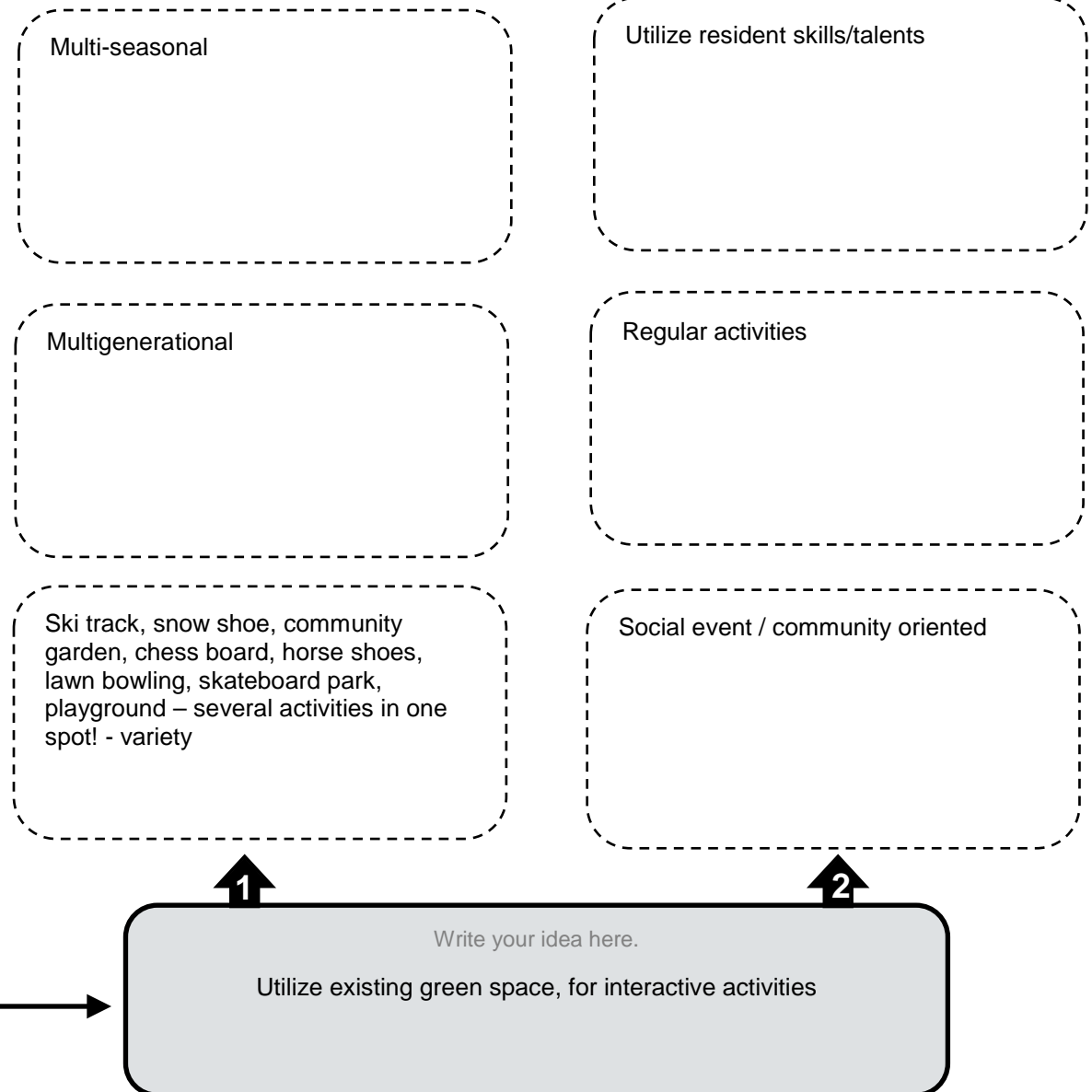
The following worksheets were submitted for the vision word **FAMILY-FRIENDLY**.

## Worksheet 1 – Come up with ideas



This is my neighbourhood – Meadowlark Park Workshop, January 10, 2018  
Worksheet #9: Family-friendly

## Worksheet 2 – Build on your ideas



## Worksheet 3 – Experiment details

Experiment title: Choose your own adventure

***How will you conduct the experiment? What resources do you need? Who is involved? Where will you try it?***

- Summer party BYOA activity \*Key communication
- Favorite sport equipment, meet in the park
  - Test safety, feasibility, popularity
  - Determine talents
- Following that, start regular meetings to see interest & # of people
- Formalize if required (i.e. build skatepark, community garden, etc.)

***Which vision words does this experiment support?***

Family-Friendly

***What will you observe? How will you measure impact?***

- Interest levels, turn out
- Seeing new members of community come out, multi-generations

***How is your experiment physical?***

- Getting members of community to events/ activities

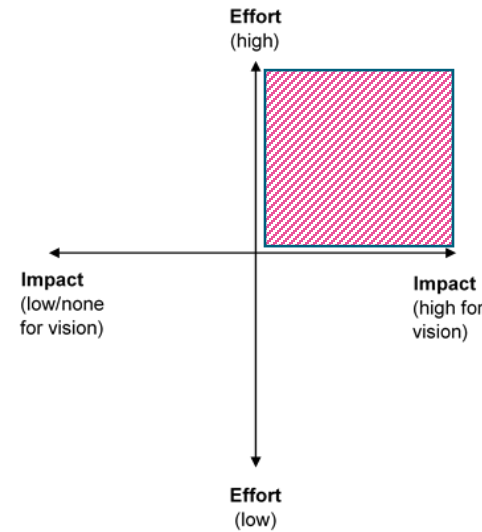
***How is your experiment observational?***

- See attendance
- See what activities people are choosing to do

***How is your experiment conversational?***

- Talk during event/activity – gather interest

***Where does the experiment land?***



## Worksheet 1 – Come up with ideas

Volunteer build day, site registration

Level up

How to build, discuss design

Level up

Location / cost / amount of interest

Level up

Community garden, educational aspect & cooperation

Write your vision word here.  
Family Friendly

Logistics, cost (find partners/grants to help with cost)

Dig down

Water source

Dig down

Dig down

## This is my neighbourhood – Meadowlark Park Workshop, January 10, 2018

Worksheet #10: Family-friendly

## Worksheet 2 – Build on your ideas

Rest Area – Lawn chairs, umbrella.

See sharing / wrap up event “putting the beds to bed”

Supplies (watering cans, hoses, tools etc.)

Recipe sharing / produce swap event

Lockers/storage shed with locks

Communal plot for herbs

1

Write your idea here.

Family friendly - community garden

2



### Worksheet 3 – Experiment details

Experiment title: Multigenerational inclusive community garden (in former Milton William's School space)

***How will you conduct the experiment? What resources do you need? Who is involved? Where will you try it?***

- Work through neighbourhood coordinator, parks,
- Green bins/compost on site
- Plots/raised beds, diff heights & abilities. gardening with all community members (ex. L'arche members)
- Grants for accessibility

***Which vision words does this experiment support?***

Beautiful, family friendly, safe, clean.

***What will you observe? How will you measure impact?***

- Increase use of park space
- Community interactions
- Beautiful area

***How is your experiment physical?***

- Hands on Activity
- Observe progress
- Experience

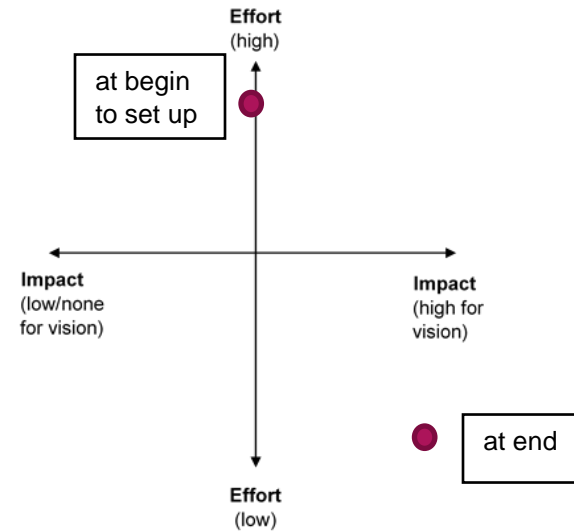
***How is your experiment observational?***

- Seeing various people come experience the activity/ use of the park area

***How is your experiment conversational?***

- Team-work, sharing of ideas, helping out others

***Where does the experiment land?***



## Worksheet 1 – Come up with ideas

Request moveable benches / park features

*Level up*

Trial period of location of picnic  
tables/benches (survey follow up)

*Level up*

Planning mtg. (check w/ community  
Association for \$ casino plans)

*Level up*

Picnic tables / benches / walking paths  
(flower pots)

Write your vision word here.  
Family friendly

*Dig down*

*Dig down*

*Dig down*

This is my neighbourhood – Meadowlark Park Workshop, January 10, 2018

Worksheet #11: Family-friendly

## Worksheet 2 – Build on your ideas

Write your idea here.

No input provided.

### Worksheet 3 – Experiment details

Experiment title:

***How will you conduct the experiment? What resources do you need? Who is involved? Where will you try it?***

*No input provided.*

***Which vision words does this experiment support?***

*No input provided.*

***What will you observe? How will you measure impact?***

*No input provided.*

***How is your experiment physical?***

*No input provided.*

***How is your experiment observational?***

*No input provided.*

***How is your experiment conversational?***

*No input provided.*