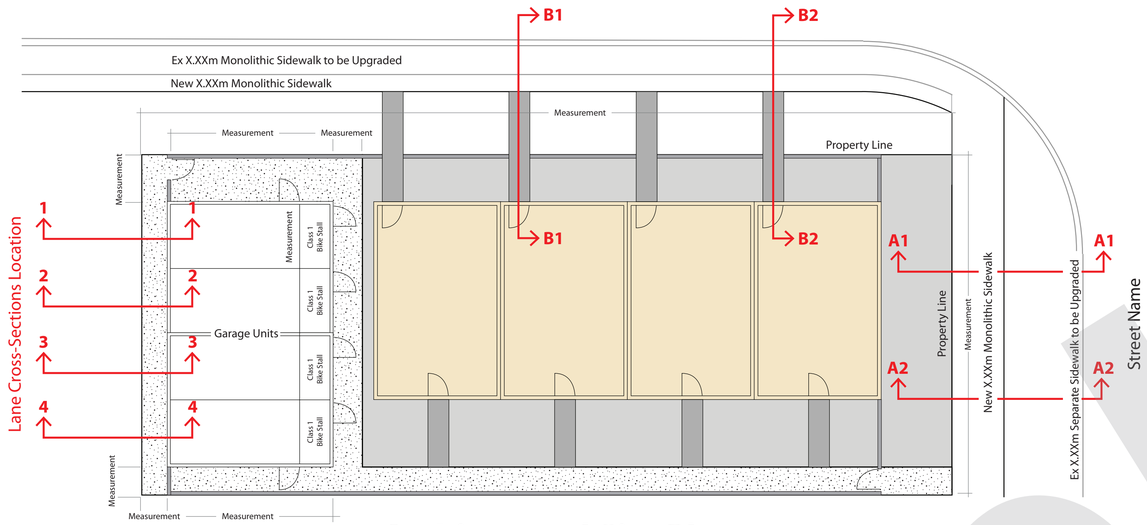

Architectural Site Plan

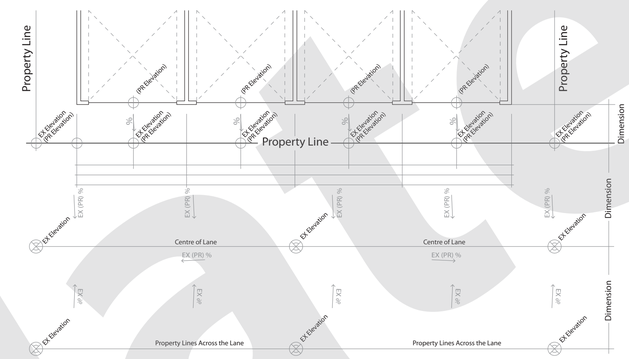

Lane Grading Plan

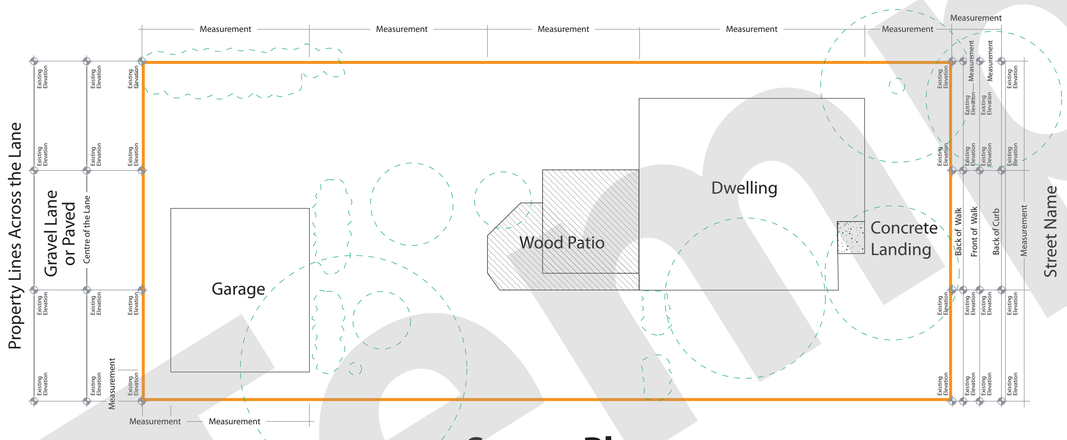

Survey Plan

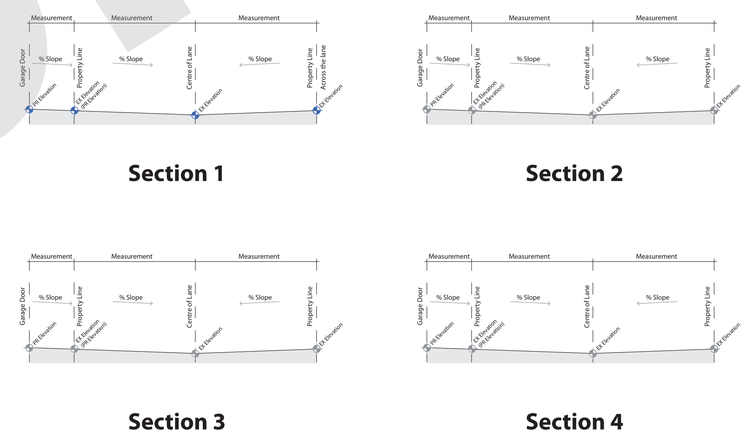

Section 1

Section 2

Section 3

Section 4

Lane Cross-sections

Cross - Section A - A
(separate sidewalk example)
A - A

Cross - Section B - B
(monolithic sidewalk example)
B - B

Boulevard Cross-Sections

Development Permit Number

Date:

Technical Site Plan

NOTES:

1. All cross-sections shall clearly illustrate and label any changes in slope or grade. Elevations must be provided at every point where a slope or grade change occurs.

2. All cross-sections must show both existing and proposed elevations and slopes/grades. Existing infrastructure, slopes/grades, and elevation labels shall be shown in gray.

3. All proposed infrastructure, slopes/grades, and elevation labels shall be shown in black.4. All cross-sections must include all elements within the right-of-way, including, but not limited to, street lights, trees, pull boxes, and similar features. All elements shall be clearly labeled and dimensioned.

Template