

Calgary



# Mayor's Environment Expo

Inspiring and educating youth on environmental leadership and sustainability

**2026 Teacher's Guide**





# Contents

**Introduction ..... 5**

**Virtual Mayor's Environment Expo ..... 6**

    Registering for virtual sessions ..... 6

    Languages ..... 6

    Session recordings ..... 7

**In person Mayor's Environment Expo ..... 8**

    Audience for the in-person event ..... 8

    Registering for in-person sessions ..... 8

    How to Prepare for the in-person Expo ..... 11

    Learning Commons (Exhibits) ..... 12

    Mayor's Environment Expo 2026 Workshop Location Map ..... 14

    Lunch & Breaks ..... 15

    Safety & Security ..... 15

    Suggestions for Your Visit ..... 16

# Thank you to our 2026 Mayor's Environment Expo Sponsors

## Transportation Sponsor



## Workshop Sponsor



## Venue Support Partners





# Introduction

## About the Mayor's Environment Expo

The Mayor's Environment Expo is a free educational and interactive event for students of all ages. Held in conjunction with National Environment Week, the goal of the Expo is to encourage Calgary's youth to practice and promote environmental actions, shaping a healthier and greener city for tomorrow.

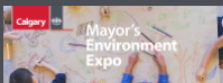
The 37<sup>th</sup> annual Mayor's Environment Expo is planned to run virtually June 1-4, 2026 and in person June 2-3, 2026.

More than 100 in-person sessions are being offered over the span of two days, combined with over 20 online sessions throughout the week. Sessions are designed to educate and empower students to take their learning beyond the classroom – and to ultimately become the environmental stewards of tomorrow.

Have questions about the Mayor's Environment Expo? Contact [expo@calgary.ca](mailto:expo@calgary.ca)

## Registration

Although the Expo is free and open to everyone, we request teachers to register early to ensure space in workshops and for security purposes. **[Register here to attend.](#)**



### Educator Registration Form - 2026 Mayor's Environment Expo

Thank you for your interest in participating in the 2026 Mayor's Environment Expo! We are planning Expo activities from **Monday June 1 through Thursday June 4, 2026.**

**The deadline for in-person registration is May 15, 2026, though much earlier is preferred if you require bussing. You can register for virtual events right up until the start of each session.**

# Virtual Mayor's Environment Expo

All of the virtual 2026 Mayor's Environment Expo sessions will be held online using Microsoft Teams Live Events. This platform was selected to ensure that the privacy of all participating students is protected. Attendees will not be required to provide any personal information and will not be able to share their video. You and your students will be able to participate in a moderated Q&A, if offered, by the hosts of the session.

## Registering for Virtual Sessions

Visit [calgary.ca/mee](https://calgary.ca/mee) to register and view the full virtual program in late April or early May. On this page you will find any pre-work (e.g. e-learning or pre-reading), activities or information for the session as well as the Showpass registration link. Registration is available right up until the event start time.



## Languages

Though most sessions will be held in English, subtitles will be available for all sessions in the following languages: English, Arabic, Chinese, French, Hindi, Spanish and Urdu.

## Virtual Session Examples



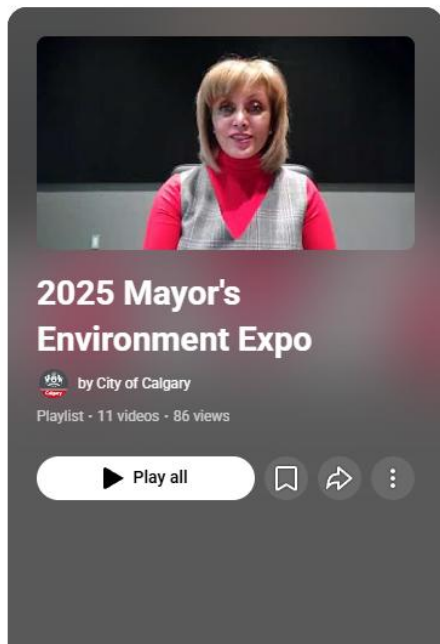
Online Wild Wellness workshop with CPAWS Southern







Alberta Environment and Parks online session screenshot

## Session Recordings

You will be able to access session recordings for 30 days via your joining link. Select sessions will be posted to [calgary.ca/mee](https://calgary.ca/mee) and through the [City of Calgary YouTube channel](#) for additional viewing.



- 1  **2025 Mayor's Environment Expo Opening Ceremonies**  
City of Calgary • 94 views • 9 months ago
- 2  **Charging Ahead – GreenLearning Canada**  
City of Calgary • 53 views • 9 months ago
- 3  **Climate & Creatures – AIWC**  
City of Calgary • 43 views • 9 months ago
- 4  **Green Careers – ACEE**  
City of Calgary • 14 views • 9 months ago

## Additional Support

For more information about Microsoft Teams, [click here](#) to visit the support page.

# In-person Mayor's Environment Expo

This year's in-person component of the Mayor's Environment Expo will take place on June 2 and June 3, 2026 across six venues downtown and will feature a "learning commons" (exhibitor hall).

We work with a number of organizations to present a series of interactive and engaging workshops. **Due to time and space restrictions, workshop space is limited - please register early to avoid disappointment. Plan your day in advance and arrive on time.** Doors will be closed once workshops and performances have begun.

## Audience for the In-person Event

Generally, the sessions scheduled on Tuesday, June 2 are more for a grade K-6 audience while sessions scheduled on Tuesday, June 3 are more for a grade 4-9 audience. However, sessions for all grades can be found on both days! Most grade 10-12 sessions have been scheduled virtually.

## Registering for In-person Sessions

Visit [calgary.ca/mee](http://calgary.ca/mee) to view and register for the in-person programming in late-April or early May (detailed session descriptions and the Showpass registration links).



Register for  
Kindergarten-Grade  
3



Register for Grades  
4-6



Register for Grades  
7-9



Register for Grades  
10-12

**For in-person sessions, it is recommended you leave at least 30 minutes between your scheduled sessions to account for travel time, washroom breaks, etc.**

**The deadline for in-person registration is May 15, 2026.** You can register for virtual events right up until the start of each session.



*EcoSchools Student Exhibitors*



*Evergreen Theatre's "Wicked Witch of the Wetlands"*

## Teacher orientation session for in-person attendance

Two orientation sessions for the in-person are available for teachers;

### Online orientation for the in-person event

There will be an online orientation session on Tuesday May 19, 3:30-4:30 p.m.

Email [expo@calgary.ca](mailto:expo@calgary.ca) for a Microsoft Teams meeting invite.

### Onsite orientation for the in-person event

An onsite orientation session will be available on Wednesday May 20, 2026 from 4:30 – 5:30 p.m. (email [expo@calgary.ca](mailto:expo@calgary.ca) for a calendar invite) meeting in front of the Security Operations Centre in the Municipal Building – 800 MacLeod Tr SE.



The onsite orientation will include a walking tour to all Expo venues.

## Transportation

### Getting to and from the Expo

- **By bike**
  - Bike racks will be available onsite in front of the Municipal Building. Please let organizers know if you will be biking to the event so that sufficient bike racks can be arranged. You may download and view digital versions of the [Calgary Pathways and Bikeways map](#), or email [expo@calgary.ca](mailto:expo@calgary.ca) to request physical copies.
- **By foot**
  - Great! You may download and view digital versions of the [Calgary Pathways and Bikeways map](#), or email [expo@calgary.ca](mailto:expo@calgary.ca) to request physical copies.
- **By Calgary Transit**
  - Also, consider public transit for an environmentally friendly educational experience!
  - Email [expo@calgary.ca](mailto:expo@calgary.ca) and The City may be able to help cover your Calgary Transit costs to and from the Expo.

**NOTE:** If you arrive by foot, bike, or transit, **please check in at the Information Desk upon arriving**; it ensures we have accurate and important information about your student/volunteer numbers and your current cell phone, in case of emergency management and/or a lost student.

- **By bus**
  - Schools registered for [EcoSchools Canada in Calgary](#) which have completed at least three actions are eligible for free bussing to the in-person Mayor's Environment Expo on June 2 or June 3, subject to bussing availability. [Register to be an EcoSchool](#) today or visit the Alberta Council for Environmental Education's (ACEE) [FAQs](#) for more information about the program.

**Free bussing** will be provided on a first come first served basis, and priority will be given to registered EcoSchools. Bussing is limited and will be shared if there is more than one class attending from your school. **Requesting bussing does NOT confirm that you have a bus; teachers will be contacted directly by our Transportation team to confirm that they have bussing.**

**NOTE: Schools that cancel their bus less than 7 days ahead of the event will be charged for the cost of the bus or busses not used.**

The school bus drop-off and pick up location is northbound on MacLeod Trail SE. **See the following Venue Map for the drop-off and pick up location.** Unless alternate arrangements have been made, your bus will pick you up where it dropped you off.



Keep the health of the students and the environment in mind and ask the bus driver to shut the vehicle off while waiting for students to embark or disembark. After eight seconds or more of idling, it becomes more efficient to simply shut down the engine and restart immediately prior to departure. It uses less fuel and emits less greenhouse gases.

**Please sign-in your class with City of Calgary staff at the Info Desk when you arrive and ensure your class receives the mandatory safety briefing.**





## Languages

All in-person sessions are delivered in English.  
\*French may be available for select workshops.

## Learning Commons (Exhibits)

The Learning Commons takes place in the Atrium of the Municipal Building. This spacious venue provides a unique setting for over 30 environmental exhibits. Exhibits are from EcoSchool Canada schools or incorporate one or more of the following theme areas, tied to our [Environment Strategy](#) goals:

- Nature and healthy ecosystems
- Water stewardship
- Clean air
- Zero waste
- Sustainable transportation and land use
- Climate change and energy
- Green government
- Green economy


## EcoSchools Canada Schools

If you are familiar with the Mayor's Environment Expo, you may remember the former EcoLeaders program. We have now evolved and a new program is available and free to all K-12 publicly funded schools in Calgary through the EcoSchools Canada program.

Schools participating in the [EcoSchools Canada](#) program are invited to showcase their environmental projects by exhibiting at Mayor's Environment Expo June 2 and/or June .

**EcoSchools that choose to exhibit will receive free bussing to one or both days of the Expo in addition to \$100 towards supplies for their booth display.**

**[Apply here by April 24<sup>th</sup>](#) if your students are interested in showcasing their project(s) at the Expo learning commons.**



### How to Prepare for the In-person Expo

Here are a few quick steps you can take to ensure your classroom is prepared for the Expo:

- Learn about the performers. Talk to students about the workshops and presentations in advance so they know what to expect and can be ready with thoughtful questions.
- Encourage students to bring a notebook to record what they have learned during their visit, as well as share what they learned with others.
- Provide opportunities and activities for students to apply what they've learned at home, at school, and in their communities.
- Review all of the information in this Teacher's Guide and in the registration form.

### What to Bring to the Expo

The only items students will need to prepare for their visit are:

- A **waste-free lunch and refillable water bottle**. Water fountains are located in the public washrooms in the Municipal Building.
- A **pencil, eraser and notebook**.
- A **labelled backpack** – in case they get lost (it's a large event area).
- Questions about the environment!



**PLEASE NOTE:** there will **not** be a secure area for students to store backpacks and other belongings. Items may not be left on the bus. Plan to keep your bags and belongings with you at all times.

### Important Locations

- **Information Desk/Lost person area** is located in the southwest corner of the Municipal Building by the Macleod Trail entrance. **You must sign in your class here when you arrive.** This is also the location of the **lost and found** and **lost person** centre.
- **Washrooms** are located on the main floor on the east side of the Council Chambers or just north of the three elevators. **Students are required to visit the restroom in pairs. Please remember that the Municipal Building is a public building, and other members of the public will be sharing common spaces.** There are also washrooms at the Central Library, Arts Commons, and other Expo venues.
- **Out of Bounds areas** will be clearly marked. Out of Bounds areas include **revolving doors, escalators, and elevators.**

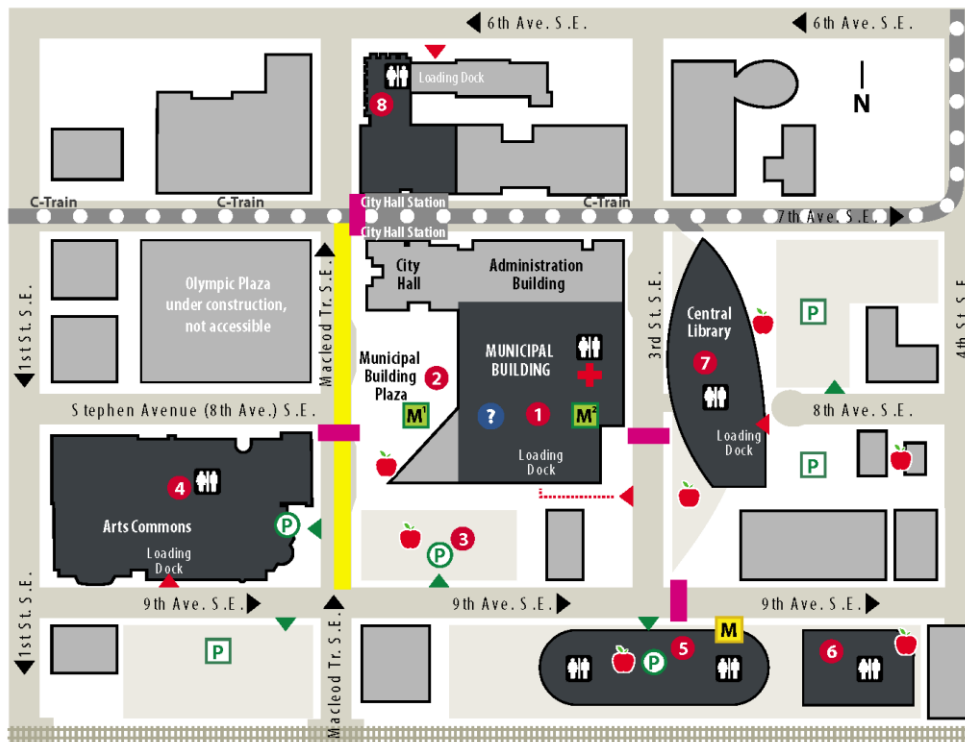
### Mayor's Environment Expo 2026 Workshop Location Map

**Reminder:** Please sign in your class at the Information Desk immediately when you arrive, as well as with the Expo volunteer who unloads your bus and does a safety briefing. If arriving by bike, foot, or Calgary Transit, head straight to the Information Desk.



# The Mayor's Environment Expo

Workshop Location Map: June 2 – 3, 2026



#### LEGEND

	Mayor's Environment Expo facilities		Security/First/Aid AED
	Buildings		Plus 15 walkways
	Bus pick-up/drop-off area		Loading dock access
	Muster point (Platform Calgary sidewalk)		Parkade
	Meeting point 1 (Plaza Steps)		Surface parking lot
	Meeting point 2 (ATM)		Parking access
	Information/Lost person desk		Washroom facilities
	Preferred road crossings		Outdoor lunch spots

#### WORKSHOP/THEATRE LOCATIONS

- 1** Municipal Building, Main Level Exhibitor Hall, Main Level Innovation Lab & City Hall School Classroom
- 2** Municipal Plaza (outside)
- 3** Civic Employees Memorial Garden (outside)
- 4** Arts Commons, Engineered Air Theatre (Level 1), Big Secret Theatre (Level 2)
- 5** Platform Calgary, Level 1 and 2
- 6** Calgary District Heating – District Energy Centre, Level 1
- 7** Central Library, Level 0 and 1
- 8** UCalgary City Building Design Lab School of Architecture, Level 0 and 1


## Lunch & Breaks

The Municipal Plaza has areas designated for eating. Teachers can also take students to various Expo venues where there is ample space to break for lunch. **Event volunteers will be available to assist your class across roads as needed.**

**The apples 🍏 on the Venue Map are possible lunch locations.** Inside/rain covered locations are at Platform Innovation Centre, Municipal parkade hall, and Central Library. **Olympic Plaza is currently closed for construction.**

In the event the weather is unsuitable for an outdoor lunch, students may sit in the Plus-15. **Please ensure that there is enough space for the public to walk by and that your students are not obstructing any doorways or walkways.**

We request that you encourage **students to bring waste-free lunches**. This means bringing food and beverages in reusable containers. Discuss ideas on how to prepare waste-free lunches with students (and parents) in advance. See online resources including the [Waste-Free Lunch Challenge - Teacher's Planning Guide](#) and the action guide on the [EcoSchools Canada](#) platform for ideas on how to get started.



**Calgary Co-op will be providing a healthy snack for students** attending the in-person Expo. Please see the Information Desk for a snack for your students. Teachers are encouraged to bring some extra food and snacks for their students who may have forgotten. Lunch is not provided.

## Safety & Security

It is our intent to make your visit to the Mayor's Environment Expo as pleasant as possible. We have established the following safety and security procedures:

- A safety plan has been developed for the Mayor's Environment Expo.
- All volunteers will be identified with distinctive Mayor's Environment Expo vest.
- Expo volunteers will be present throughout all Mayor's Environment Expo venues.
- Extra security, Transit Peace Officers, and Police Officers will be onsite throughout.
- The Expo Information Desk at the southwest entrance is the designated spot for lost persons and lost items. **Ensure all students know where the Information Desk is and direct them to this location if they get lost.**
- If someone is injured, please ask an Expo volunteer or the Information Desk for assistance. First Aid can be accessed at any venue by alerting security, and the main **First Aid location is at the Security Operations Centre in the Municipal Building**, located in the southwest corner of the building near Good Earth Coffee. Any Expo volunteer wearing a Mayor's Expo branded vest can direct you there.
- **We encourage you to utilize the recommended crossings (see Venue Map) to cross the roadways.**

- Please let students know that if they become lost, they can talk to a volunteer wearing a Mayor's Expo vest, go to venue security desks or onsite security guards, or go to the Information Desk in the Municipal Building.
- Expo volunteers will be checking all washrooms in the Municipal Building to be sure they are clean and safe. If any issues arise, please contact a volunteer immediately. For other venues, please alert onsite security.
- **The designated Muster Point (meeting point) for all participants in the event of a fire/evacuation in the sidewalk on the north side of Platform Calgary (see location on the Venue Map).**
- **If any Expo venues are evacuated, we ask you go to this Muster Point.**
- If a fire alarm sounds, collect your students together, but do not evacuate unless a voice message directs you to leave the building. Most venues operate a two-stage fire alarm. The first is to alert you of an activated alarm. The second gives you direction, either to stay in the building, or to evacuate. If an alarm sounds in the Central Library or Arts Commons (EPCOR Centre), please evacuate the building in an orderly fashion.
- The Information Desk is the location of lost and found items.

### Suggestions for Your Visit

- Have students use the **buddy system**.
- Tell students to go to the **Information Desk if they get lost**. Show them this location on your map. A lost child protocol is in place to protect students and ensure they are returned to their group as quickly as possible.
- **Remind students that they will be exiting through the same doors they entered at the start of their visit. Determine a meeting point for departure near this door.**
- Discuss a meeting time for your schedule of events throughout the day.
- Expo volunteers will be wearing distinctive Mayor's Environment Expo vests. Volunteers are available to assist teachers and students if needed.
- All exhibits are on the main floor of the Atrium of the Municipal Building. **Students are not permitted to travel up and down the elevators or escalators in City Hall. These areas are out of bounds for students.**
- Due to safety concerns, please be advised that the **revolving doors are off limits** to all students. Please ensure your students do not use the revolving doors.
- We want students to have fun. At the same time, we hope they use the same manners at the Expo as would be expected within school hallways and during classes.
- **Dress and prepare for the weather – bring a few tarps** (they are easy to transport and light) just in case of rain; your kids can huddle under them if needing to wait outside, or you can place them on the ground for a lunch spot.



MEE exhibit featuring  
"Single use take out container man".