



# Do you know how to use your blue, green and black carts?

SAVE ME on your fridge



## Recycle properly

Do you know what goes in your blue cart?

All recyclables must be empty, clean and dry. Do not put these items in a bag.

Paper and cardboard



Glass food jars and bottles



Plastic containers  
Labeled with recycling symbols 1-7



Food cans and foil



THESE ITEMS MUST BE BAGGED



## Compost properly

Do you know what goes in your green cart?

Put these items in a certified compostable bag or paper yard waste bag. DO NOT USE PLASTIC BAGS.

Food scraps



Food soiled paper



Yard waste



Coffee filters and tea bags



PET WASTE AND KITTY LITTER MUST BE BAGGED



Use a compostable or paper bag and tie closed



## Use your garbage properly

Do you know what goes in your black cart?

Put these items in a garbage bag and tie closed.

Foam containers or foam packaging  
Even if it has a recycling symbol.



Used diapers and wipes



Mixed packaging and non-stretchy bags  
Even if it has a recycling symbol.



Plastic plates, cutlery and straws




Small broken appliances



Garden hoses





# Do not put these items in any of your carts

Do you know what to do with these items instead?



## Household hazardous waste

Take old paint, propane tanks and cleaning chemicals to a free drop-off location.  
[calgary.ca/hhw](http://calgary.ca/hhw)



## Electronics

Donate, sell or take your old or broken electronics to a recycling drop-off location.  
[calgary.ca/electronics](http://calgary.ca/electronics)



## Household batteries

Safely dispose of batteries by taking to a retail drop-off.  
[calgary.ca/battery](http://calgary.ca/battery)



## Large bulky items

(furniture, mattresses, large appliances)

Sell or donate items in good condition.  
Take old or broken items to a City landfill (charges will apply). [calgary.ca/landfill](http://calgary.ca/landfill)


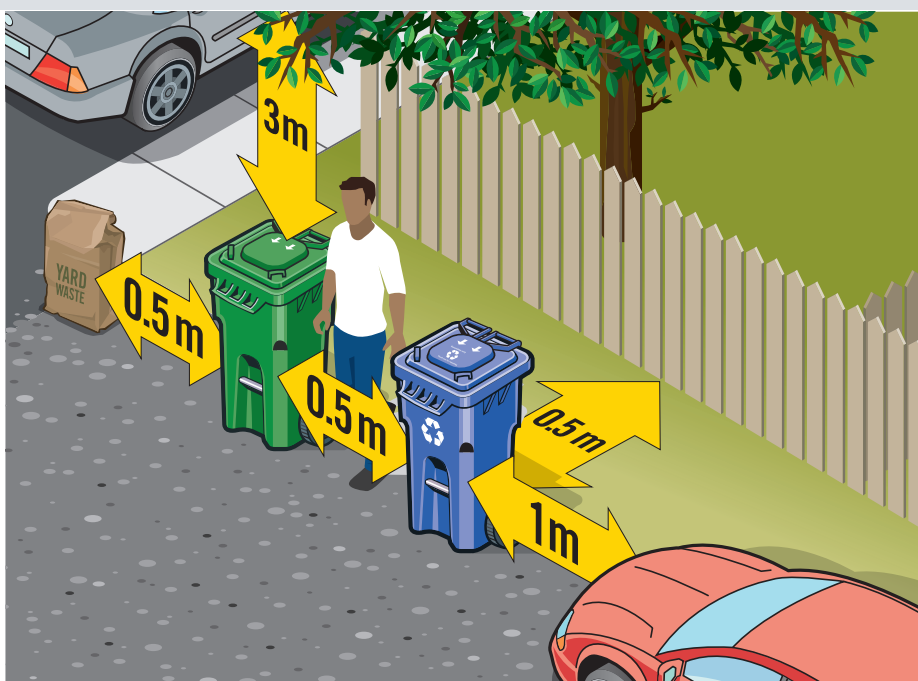


## Clothing, shoes and fabrics

Donate items in good condition or take to a textile recycling bin at City landfills.

## How to place your carts

- Put carts out by 7 a.m. on pickup day.
- Leave enough space to easily walk between and around carts.
- Do not put carts near cars, fences, garages or electrical poles.
- Pull your carts back onto your property by 7 p.m. on pickup day.



## Sign up for collection day reminders

Find out what days your carts are picked up at [calgary.ca/collection](http://calgary.ca/collection).

Sign up for free collection day reminders so you never miss a pickup day.  
You can get notifications by:



Email



Telephone



Download the **Calgary Garbage Day** app for your smartphone.