

THE FLYOVER ASSOCIATION PROJECT BY WARTINS TEAM PRESENTS:

THE RIVERSIDE PLACE

EMERGED FROM A DESIGN COLLABORATION BETWEEN A MASTER OF LANDSCAPE ARCHITECTURE STUDENT AND SEVEN 6-GRADE STUDENTS FROM LANGEVIN SCHOOL, THE PROJECT IS INSPIRED BY THE HISTORIC NAME OF THE NEIGHBOURHOOD AND OF THE LANGEVIN SCHOOL, "RIVERSIDE".

IN OUR CONCEPT, WE USE THE METAPHOR OF THE RIVER GOING THROUGH THE SITE, RE-IMAGINING ITS RIPARIAN LANDSCAPE AND STEEP BANKS IN AN URBAN SETTING.

BY USING MINIMAL INTERVENTIONS SUCH AS A COMBINATION OF PAINT-OVER-PAVEMENT TO EVOKE THE RIVER, OVERSIZED RIVER STONES AND RIPARIAN VEGETATION, OUR GOAL IS TO TRANSFORM THE EXISTING SPACE INTO A PLACE.

A PLACE FOR ALL TO ENJOY.



SIMPLE INTERVENTIONS CAN CHANGE A SPACE INTO A PLACE

ELEMENTS OF TACTICAL URBANISM
PAINT ON PAVEMENT, BOLLARDS AND OVERSIZED PEBBLES

PLAY AND GREEN INFRASTRUCTURE



THE WILLOW MAZE AND THE CREEK ARE GREAT EXAMPLES ON HOW GREEN INFRASTRUCTURE CAN COMBINE PLAY WITH FUNCTIONALITY.



PLAYING WITH WATER AND DIRT IN THE CREEK, CONNECTS CHILDREN WITH NATURE IN A SIMPLE, ORGANIC WAY.

ALL ACCESSIBLE, THE CREEK IS A SIMPLE PLAY ELEMENT THAT DOUBLES AS A KEY ELEMENT IN THE SITE'S STORMWATER MANAGEMENT PLAN.



OVERSIZED STONES



THE PAINTED "RIVER" LEADS THE WAY TO THE LANGEVIN SCHOOL, IN A PLAYFUL WAY




BRING YOUR RUG TO THE SLIDE! THERE IS A PLACE FOR ALL!!



THE CLIMBING WALL


THE WOOD SURFACE CREATES A WARM, SOFT ENVIRONMENT AND ALLOWS FOR THE PLAY AREA TO BE USED YEAR-ROUND.




THE CLIMBING WALL



VIEW OVER THE PEBBLE PLAZA

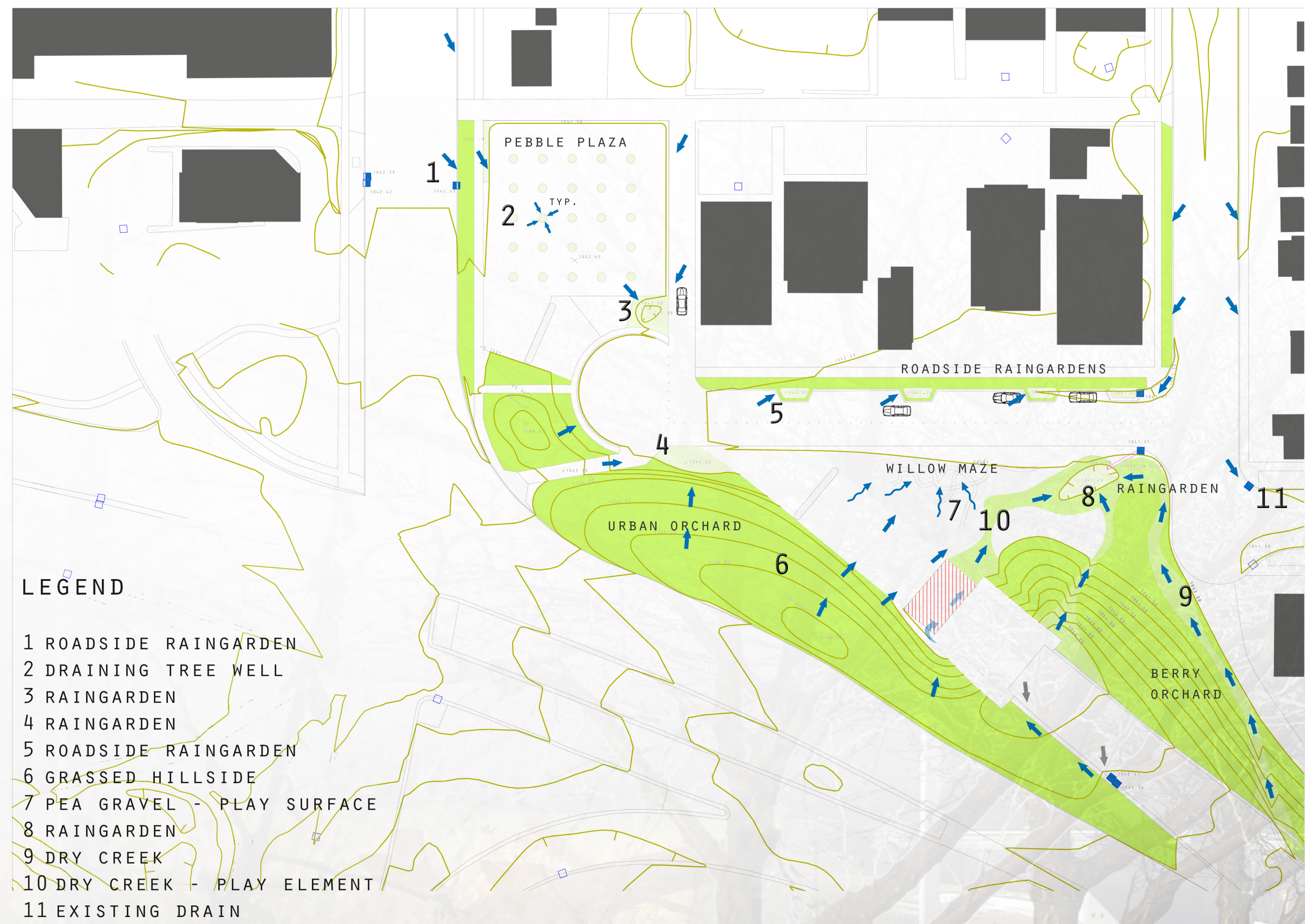


THE LANGEVIN SCHOOL TEAM MEMBERS IMAGINE THE PIGEON PALACE



SECTION THROUGH THE PLAY SPACE


THE RIVERSIDE PLACE



GRADING, DRAINAGE PLAN AND STORMWATER MANAGEMENT

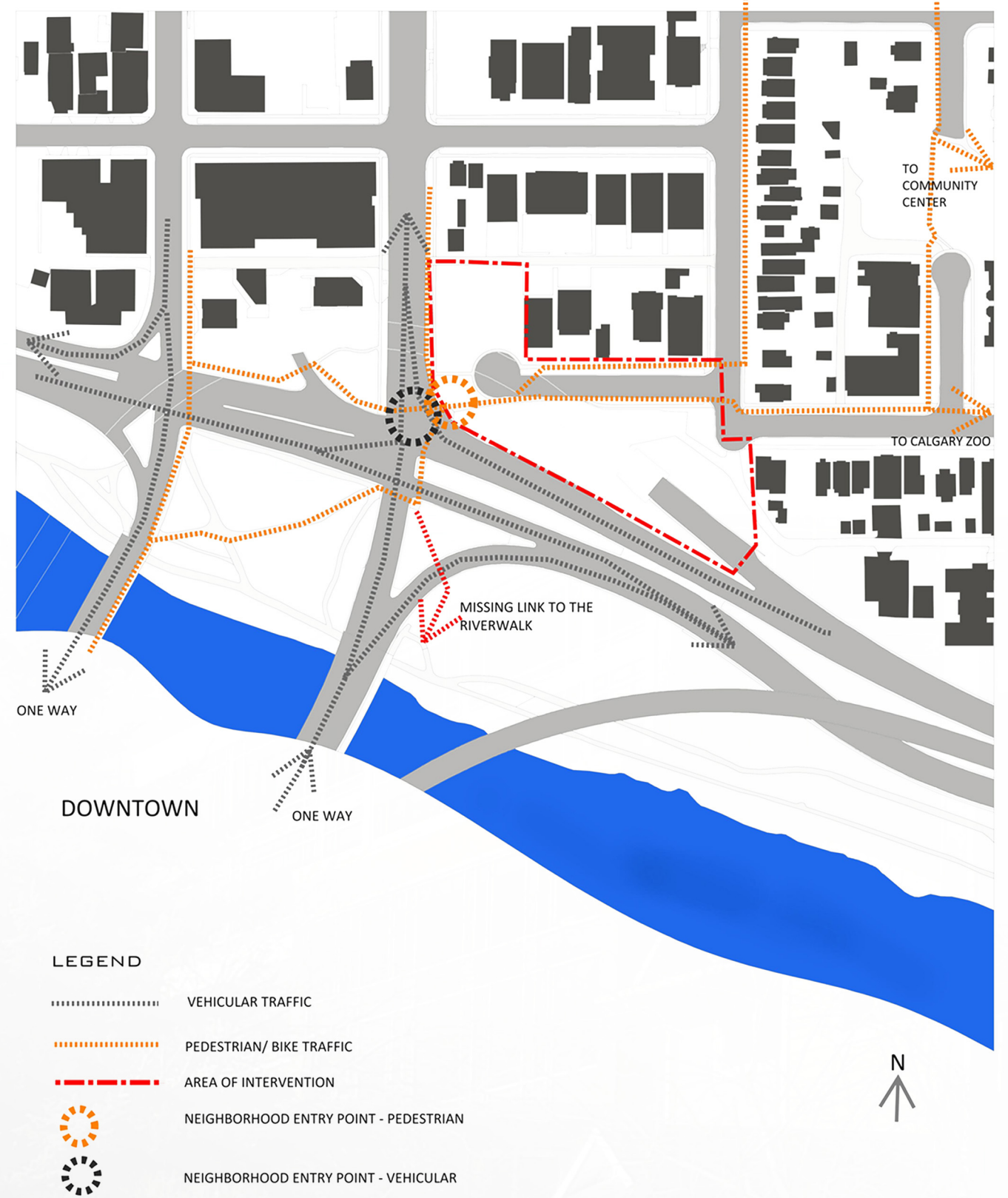


STORMWATER MANAGEMENT IN PEBBLE PLAZA



STORMWATER MANAGEMENT - ALONG THE ROADS

FUNCTIONAL SITE ANALYSIS



PLANTING SCHEDULE

BOTANICAL NAME	SIZE	QTY	FEATURES	SP	SEASON	W	NATIVE	MAINTENANCE
SHURBS								
SALIX INTEGRRA "FLAMINGO"	15 cm	45	Foliage, bark	X	X	X	X	Pruned in late winter
MISCANTHUS SINENSIS "PURPURASCENS"	15 cm	55	Foliage, plant geometry	X	X	X	X	Cleaned up early spring
ELAEAGNUS COMMUTATA	15 cm	10	Scent, foliage, water retention	X	X	X	X	
AMELANCHIER ALNIFOLIA "PURPURASCENS"	Cont.#5	10	Fruit, attracting birds	X	X	X	X	
TREES								
BETULA "sp"	3.5 M	37	Bark, foliage	X	X	X	X	Pruned in late winter
MALLUS "NORLAND"	2 M	12	Fruit, flowers	X	X	X	X	Pruned in late winter



ELAEAGNUS (WOLF WILLOW)



BETULA (BIRCH)



SALIX SP. (FLAMINGO WILLOW)



AMELANCHIER (SASKATOON BERRY)



MISCANTHUS SINENSIS (FLAME GRASS)